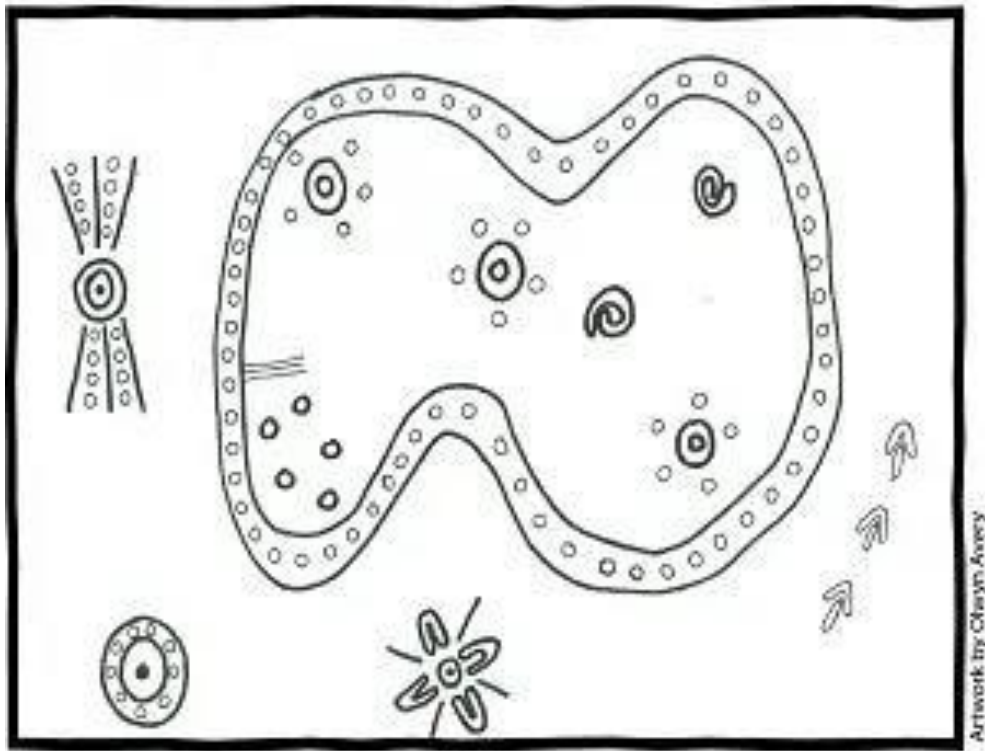




# Learning at Home 2/3s Week 8



Artwork by Chayn Avery


**Term 3 WEEK 8** There is NO pressure to finish every Task, every Day. As you complete each task take a photo and upload your work to Seesaw for your teacher to see!

	<u><b>Monday</b></u>	<u><b>Tuesday</b></u>	<u><b>Wednesday</b></u>	<u><b>Thursday</b></u>	<u><b>Friday</b></u>
<b>Task 1</b>	<u><b>Spelling</b></u>  Rainbow words – write your spelling words in rainbow  Teach your Monster to Read OR Dreamscape	<u><b>Spelling</b></u>  Sail boat spelling – write your spelling words like a sail boat  Teach your Monster to Read OR Dreamscape	<u><b>Spelling</b></u>  Fancy spelling – can you spell your words fancy?  Teach your Monster to Read OR Dreamscape	<u><b>Spelling</b></u>  Write you words with red vowels and blue consonants. Remember a,e,i,o,u are all vowels. Teach your Monster to Read OR Dreamscape	<u><b>Spelling</b></u>  Spelling test – find a family member to test you on your spelling words.  Teach your Monster to Read OR Dreamscape
<b>Task 2</b>	<u><b>Reading</b></u> If you have internet access please listen to the story <b>“Look See, Look at Me”</b> by Leonie Norrington and Dee Huxley on Story Box.  <b>OR</b> <i>Choose a book from home and share with someone in your house</i>	<u><b>Reading</b></u> If you have internet access please listen to the story <b>"We all sleep"</b> by Sally Morgan and Ezeekiel Kwaymullina on Story Box.  <b>OR</b> <i>Choose a book from home and share with someone in your house</i>	<u><b>Reading</b></u> If you have internet access please listen to <b>“Too Many Cheeky Dogs”</b> by Soraya Briggs on Story Box.  <b>OR</b> <i>Choose a book from home and share with someone in your house</i>	<u><b>Reading</b></u> If you have internet access <b>please listen to the story “Bush Tracks”</b> by Ros Moriarty via this link <a href="https://www.facebook.com/onkaparingalibraries/videos/sorry-day-storytime-at-onkaparinga-libraries/337754357199333/">https://www.facebook.com/onkaparingalibraries/videos/sorry-day-storytime-at-onkaparinga-libraries/337754357199333/</a>  <b>OR</b> <i>Choose a book from home and share with someone in your house</i>	<u><b>Reading</b></u>  Listen to a story of your choice on Story Box Online.  OR <i>Choose a book from home and share with someone in your house</i>
<b>Lunch</b>	<b>Make sure you have lunch, relax and enjoy some time outside</b>				
<b>Task 3</b>	<u><b>Writing</b></u> Retell the story from the text <i>“Look See, Look at me”</i> from the dog’s point of view. Either complete online or in your work pack.  <b>OR</b>	<u><b>Writing</b></u> Write a descriptive paragraph in the cloud bubble what you think the character may be dreaming about under the stars. Either complete online or in your work pack.	<u><b>Writing</b></u> Write and draw a story explaining how the orange cheeky dogs hurt their paws.  Either complete online or in your work pack.  <b>OR</b>	<u><b>Writing</b></u> “Check the phase of the moon, to fish the tides and hunt for crabs along the shore” (3:05 min in the video). What do you think they are talking about fish and crabs for? What are they going to do with it?	<u><b>Writing</b></u>  Complete the Handwriting from your ‘Learning from Home’ work pack.  <b>The letter Oo</b>

	<p>Imagine you are a dog and write an imaginative story, using the imaginative prewriting template attached.</p> 	<p><b>OR</b></p> <p>Imagine you are laying under the stars and describe what you would be dreaming about.</p> 	<p>Write and draw a story about your favourite animal you have at home or have seen at the zoo. What does this animal look like and what is something funny/different they do.</p> 	<p>Either complete online or in your work pack.</p> <p><b>OR</b></p> <p>Imagine you are on a bush walk and tell us your adventure . What would you see, what would you catch to eat and who would you go with?</p> 	<p>Practice your typing on Typing Tournament</p>
<b>Task 4</b>	<p><b><u>Maths</u></b></p> <p>Seesaw Activity- Arrays and Equal Group activities</p> <p>OR</p> <p>Making Array's worksheet in your hard pack.</p> <p>Complete your daily mental maths.</p>	<p><b><u>Maths</u></b></p> <p>Seesaw Activity- Arrays as 'Groups of'</p> <p>OR</p> <p>Maths work sheet "Can you fill in the blanks for the arrays."</p> <p>Complete your daily mental maths.</p>	<p><b><u>Maths</u></b></p> <p>Practice skip counting by 2, 3, 5, and 10 or listen to the skip counting video on Seesaw.</p> <p>Using the playing cards of 1-10 flip two cards over. One of these cards will be how many columns you have, and the second will be how many rows you have. You can also use two dice for this.</p> <p>Model this on a piece of paper using dots, or images to make an array.</p>	<p><b><u>Maths</u></b></p> <p>Complete the multiplication word problems.</p> <p>Complete your daily mental maths.</p>	<p><b><u>Maths</u></b></p> <p>Divide and colour fun worksheet.</p>

			<b>CHALLENGE:</b> Write the time table fact for your array.  Complete your daily mental maths.		
<b>Recess</b>	Make sure you have recess, relax and enjoy some time outside				
<b>Task 5</b>	<b><u>PDHPE/Sport</u></b>  The PARALYMPICS starts tomorrow! Design your own Paralympic sport and play with your family.	<b><u>Geography</u></b>  Plan a road trip around Australia. You must visit 4 places, what are they? Use the worksheet provided.	<b><u>Science</u></b>  Cloud in a jar You will need A glass jar Hot water Ice Hair Spray	<b><u>Drama</u></b>  Disguise the Gingerbread People!	<b><u>CAPA</u></b>  Draw a person sitting in a Wheel Chair  <a href="https://www.youtube.com/">https://www.youtube.com/</a>

Monday



Artwork by Olwyn Avery

[www.globalkidsoz.com.au](http://www.globalkidsoz.com.au)  
...where culture meets creativity

  
[brisbanekids.com.au](http://brisbanekids.com.au)



## 2/3S Blue Group Term 2 Week 8 Spelling Homework

	Sound focus: ll/dr	Monday	Tuesday	Wednesday	Thursday
1.	full				
2.	pull				
3.	bull				
4.	put				
5.	bully				
6.	all				
7.	play				
8.	use				
9.	flour				
10.	flower				
11.	drink				
12.	dress				
13.	dry				
14.	dream				
15.	dragon				
16.	wishful				
17.	helpful				
18.	hopeful				
19.	gracefully				
20.	mouthful				

Monday:	Thursday: Spelling Bee
Tuesday:	Friday: Music, Assembly
Wednesday: Library	

### 2/3S Purple Term 2 Week 8 Spelling Homework

	Sound focus: oo/nd	Monday	Tuesday	Wednesday	Thursday
1.	wishful				
2.	helpful				
3.	hopeful				
4.	gracefully				
5.	mouthful				
6.	shown				
7.	ocean				
8.	brought				
9.	flour				
10.	flower				
11.	drink				
12.	dress				
13.	dry				
14.	dream				
15.	dragon				
16.	illustrate				
17.	collection				
18.	originally				
19.	challenged				
20.	virtually				

Monday:	Thursday: Spelling Bee
Tuesday:	Friday: Music, Assembly
Wednesday: Library	

# Reading and Writing

Reading - A House of Her Own - Listen on Seesaw to Miss Summerville or on Storybox Library.

Writing – “So I can keep my secrets underneath.” Imagine you are Audrey; Write an entry in your secret journal.

---

---

---

---

---

---


---

---

---

---





Lesson 1

Lesson 2

Lesson 3

Lesson 4

Date:

Date:

Date:

Date:

5

ODD

EVEN

12

ODD

EVEN

23

ODD

EVEN

34

ODD

EVEN

What would I use to measure the length of a basketball court?

(A) 30cm ruler

(B) scales

(C) measuring jug

(D) 5m tape measure

(E) tablespoon

What would I use to measure the capacity of my water bottle?

(A) 30cm ruler

(B) scales

(C) measuring jug

(D) 5m tape measure

(E) tablespoon

What would I use to measure the mass of my lunch box?

(A) 30cm ruler

(B) scales

(C) measuring jug

(D) 5m tape measure

(E) tablespoon

What would I use to measure out a small amount of sugar for a recipe?

(A) 30cm ruler

(B) scales

(C) measuring jug

(D) 5m tape measure

(E) tablespoon

What's the chance of pulling a green marble from the jar?

IMPOSSIBLE

UNLIKELY

LIKELY

CERTAIN

What's the chance of pulling an orange marble from the jar?

IMPOSSIBLE

UNLIKELY

LIKELY

CERTAIN

What's the chance of pulling a blue marble from the jar?

IMPOSSIBLE

UNLIKELY

LIKELY

CERTAIN

What's the chance of pulling a green marble from the jar?

IMPOSSIBLE

UNLIKELY

LIKELY

CERTAIN

How many faces?

How many faces?

How many faces?

How many faces?

$2 \times 10 = \square$

$2 \times 7 = \square$

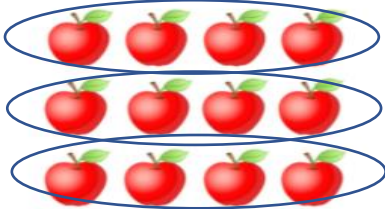
$2 \times 3 = \square$

$2 \times 5 = \square$

## Arrays

Can you work out how many groups are in each picture by circling the groups. Then write the repeated addition sentences underneath. The first one has been done for you as an example.

How many groups of 4 ?



\_\_\_3\_\_\_ groups of 4

$$4 + 4 + 4 = 12$$

How many groups of 2 ?



\_\_\_\_\_ groups of 2



How many groups of 3 ?



\_\_\_\_\_ groups of 3



How many groups of 5 ?



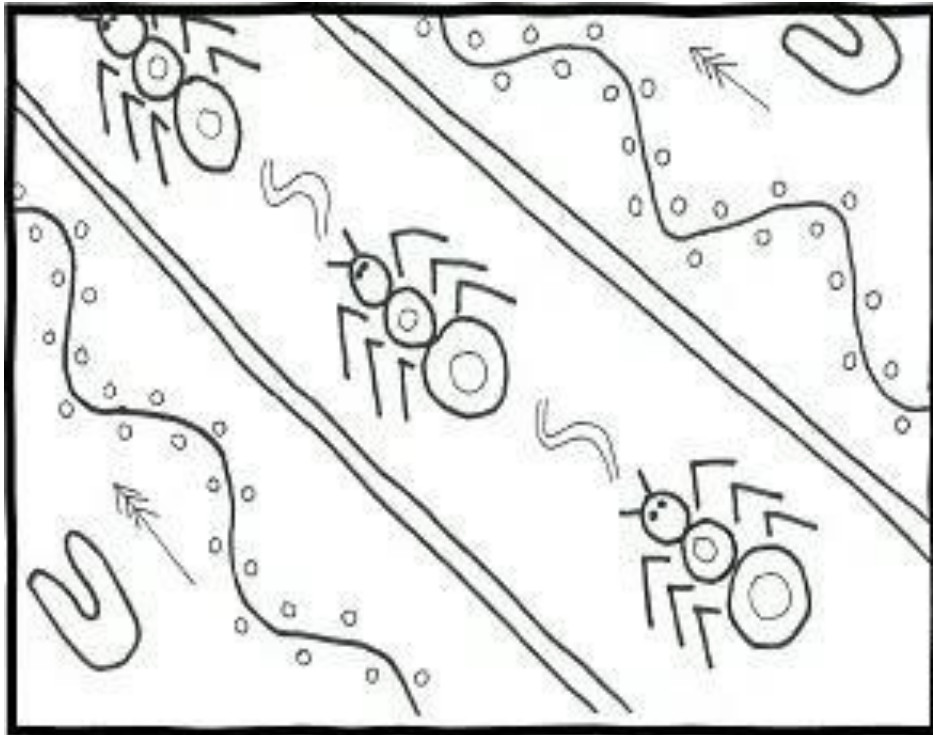
\_\_\_\_\_ groups of 5



# PHDPE/SPORT

*Design your own Paralympic sport and play with your family.*

T u e s d a y



Artwork by Olwyn Avery

[www.globalkidsoz.com.au](http://www.globalkidsoz.com.au)  
SIMPLY MULTILINGUAL  
...from different, every country

  
[brisbanekids.com.au](http://brisbanekids.com.au)

# Reading and Writing

Reading - "We all sleep" by Sally Morgan and Ezeekiel Kwaymullina on Story Box.

Writing – Write a descriptive paragraph in the cloud bubble what you think the character may be dreaming about under the stars. **OR** Imagine you are laying under the stars and describe what you would be dreaming about.



---

---


---


---

---

---

---








Can you fill in the blanks for the arrays?

1.

How many pears are there?




4 rows of 5

Repeated addition sentence:

$$\underline{5} + \underline{5} + \underline{5} + \underline{5} = \underline{20}$$

2.

How many strawberries are there?



\_\_\_\_\_ rows of \_\_\_\_\_

Repeated addition sentence:

---

3.

How many mangoes are there?



\_\_\_\_\_ rows of \_\_\_\_\_

Repeated addition sentence:

---

4.

How many potatoes are there?



\_\_\_\_\_ rows of \_\_\_\_\_

Repeated addition sentence:

---

5.

How many apples are there?



\_\_\_\_\_ rows of \_\_\_\_\_

Repeated addition sentence:

---

6.

How many peppers are there?



\_\_\_\_\_ rows of \_\_\_\_\_


Repeated addition sentence:

---


## Drawing Arrays.

For the following pictures draw an array to match the words and then write the repeated addition sum underneath.


5 groups of 3



4 groups of 5



2 groups of 8



For the following pictures circle the array that matches the sum.



3 groups of 5



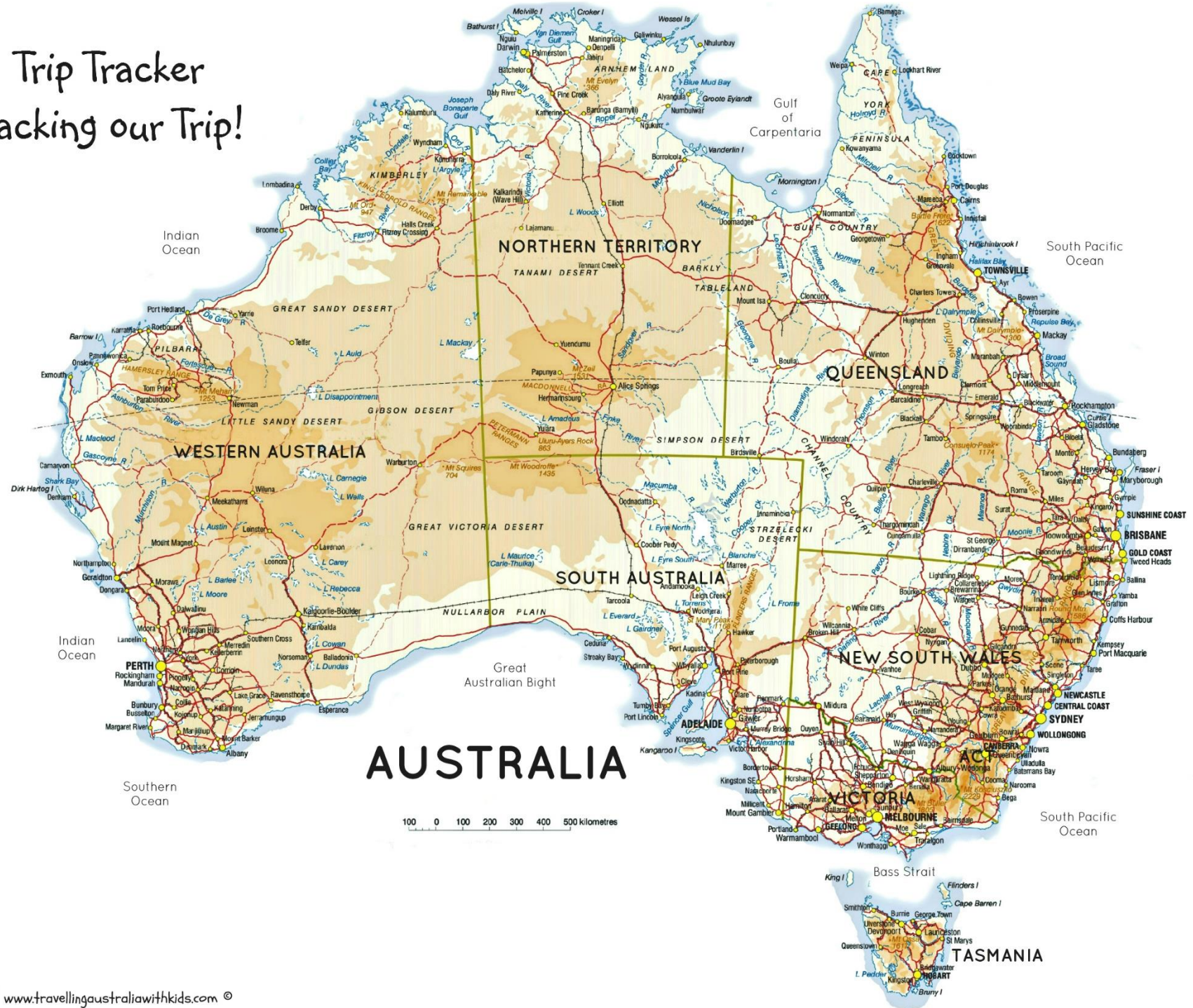
2 groups of 4



3 groups of 4

# Trip Tracker

## Tracking our Trip!





Plan a road trip across Australia. Draw a line along the roads you will be taking.  
Please visit at least four (4) states/territories.  
The main roads are usually solid lines\_\_\_\_\_, but dirt roads on the map are like this -----


Starting Point	Somewhere interesting along the way	Finishing Point
Newcastle		

Any interesting facts about a place you might visit on your trip.  
Tip: look up an atlas or an encyclopaedia if you have one.

Name of Place:  
Interesting Fact/s:



w e d n e s d a y



Artwork by Clwyn Avery

[www.globalkidsoz.com.au](http://www.globalkidsoz.com.au)  
...every culture, every country

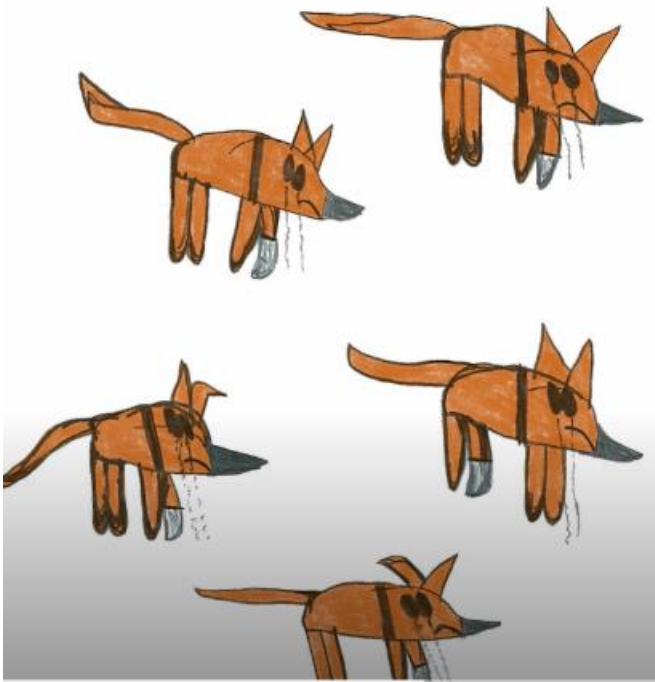
  
[brisbanekids.com.au](http://brisbanekids.com.au)

# Reading and Writing

Reading - "Too Many Cheeky Dogs" by Soraya Briggs on Story Box.

Writing – Write and draw a story explaining how the orange cheeky dogs hurt their paws. OR

Write and draw a story about your favourite animal you have at home or have seen at the zoo. What does this animal look like and what is something funny/different they do.




---

---

---

---

---





# maths

Practice skip counting by 2, 3, 5, and 10 or listen to the skip counting video on Seesaw.

Using the playing cards of 1–10 flip two cards over. One of these cards will be how many columns you have, and the second will be how many rows you have. You can also use two dice for this.

Model this on a piece of paper using dots, or images to make an array.


**CHALLENGE:** Write the time table fact for your array.



# Match a cloud!



Draw a line from the features to the cloud:



Cirrus

- High
- Thin
- Wispy

Cumulus

- Puffy
- Small
- Bright white

Stratus

- Flat
- 'Sheet' like

Cumulonimbus

- Heavy
- Thunder Clouds
- Large

# How to make a cloud in a jar

1. Pour hot water into the jar. The water should be hot, but not to the point of boiling.
2. Swirl the water to warm the jar.
3. Place the lid upside down on top of the jar. Fill the lid with ice cubes.
4. Remove the lid and quickly spray a bit of hairspray. Cover quickly.
5. Watch as the cloud forms inside the jar. After the cloud fills the jar, you can remove the lid to watch the cloud escape.

# How does it work?

When warm water is added to the jar, some of it turns to water vapor. The vapor then rises to the top of the jar where it reaches the cold lid. When water vapor cools down, it creates condensation. For a cloud to form, the water vapor has to have something to condense on to.

Vapor can condense onto things like dust particles and pollen. For this activity, the water vapor condensed onto the hairspray which formed a cloud.



Name: \_\_\_\_\_

# CLOUDING AROUND!

Date: \_\_\_\_\_

Cloud in a jar experiment



Today we created a cloud by using these materials:

Jar

Ice

Water

Hair Spray



First: \_\_\_\_\_

Then: \_\_\_\_\_

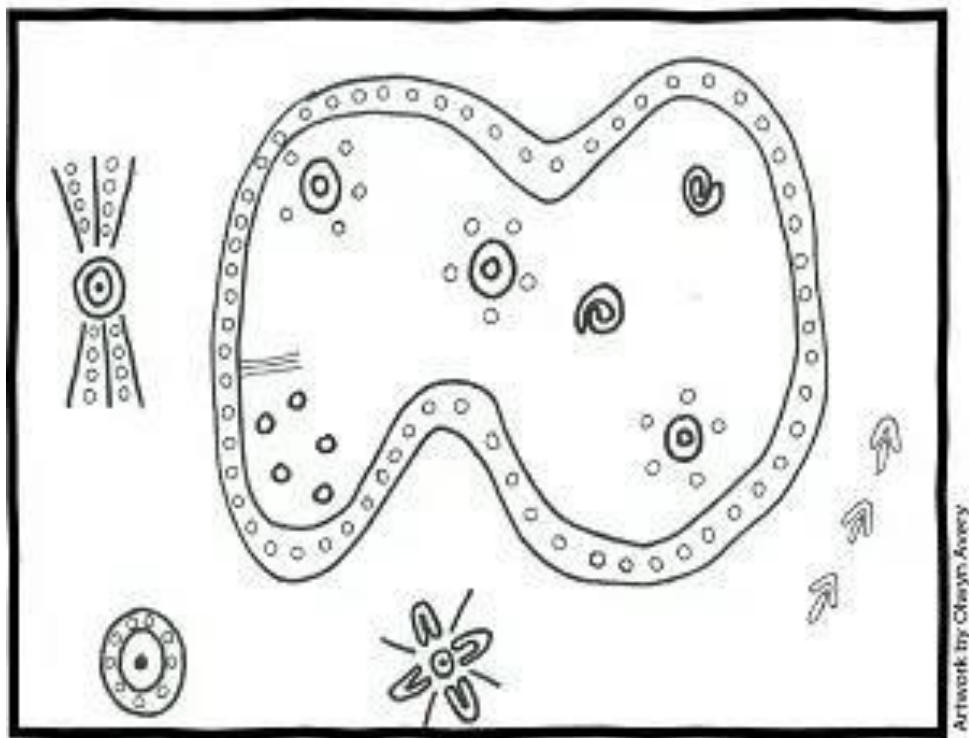
Next: \_\_\_\_\_

Finally: \_\_\_\_\_

This is what I saw ...



Thursday




# Reading and Writing

Reading - "Bush Tracks" by Ros Moriarty via this link

<https://www.facebook.com/onkaparingalibraries/videos/sorry-day-storytime-at-onkaparinga-libraries/337754357199333/>

Writing – "Check the phase of the moon, to fish the tides and hunt for crabs along the shore" (3:05 min in the video). What do you think they are talking about fish and crabs for? What are they going to do with it? OR

Imagine you are on a bush walk and tell us your adventure . What would you see, what would you catch to eat and who would you go with?




---

---

---

---

---






Name: \_\_\_\_\_

# Multiplication

READ THESE WORD PROBLEMS. FINISH THE PICTURES AND WRITE THE SUM!


## WORD PROBLEMS

There were 5 bee hives. Each hive had 4 bees. How many bees were there?



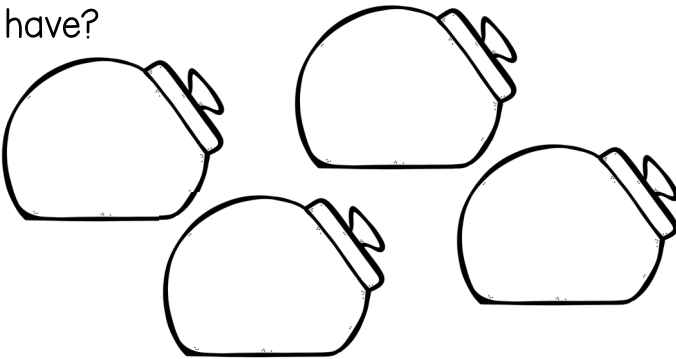
$$\underline{\quad} \times \underline{\quad} = \underline{\quad}$$

Alex had 2 apple trees. He picked 5 apples from each tree. How many apples did he pick?



$$\underline{\quad} \times \underline{\quad} = \underline{\quad}$$

Lilly had 4 candy jars. She had 4 candies in each jar. How many candies did she have?



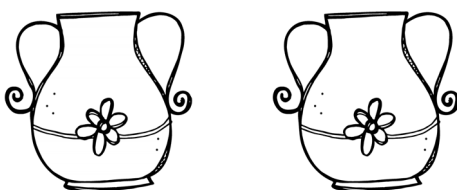
$$\underline{\quad} \times \underline{\quad} = \underline{\quad}$$

Frankie had 3 fish tanks. She had 3 fish in each tank. How many fish did Frankie have?



$$\underline{\quad} \times \underline{\quad} = \underline{\quad}$$

Lenni had two vases. In each vase was 6 flowers. How many flowers were there in total?



$$\underline{\quad} \times \underline{\quad} = \underline{\quad}$$

At the store Carter bought 3 bags of oranges. There were 5 oranges in each bag. How many oranges did he buy?



$$\underline{\quad} \times \underline{\quad} = \underline{\quad}$$


**Term 3 - Week 8 – 2021 – Stage 1**


**Drama**

**Name:** \_\_\_\_\_

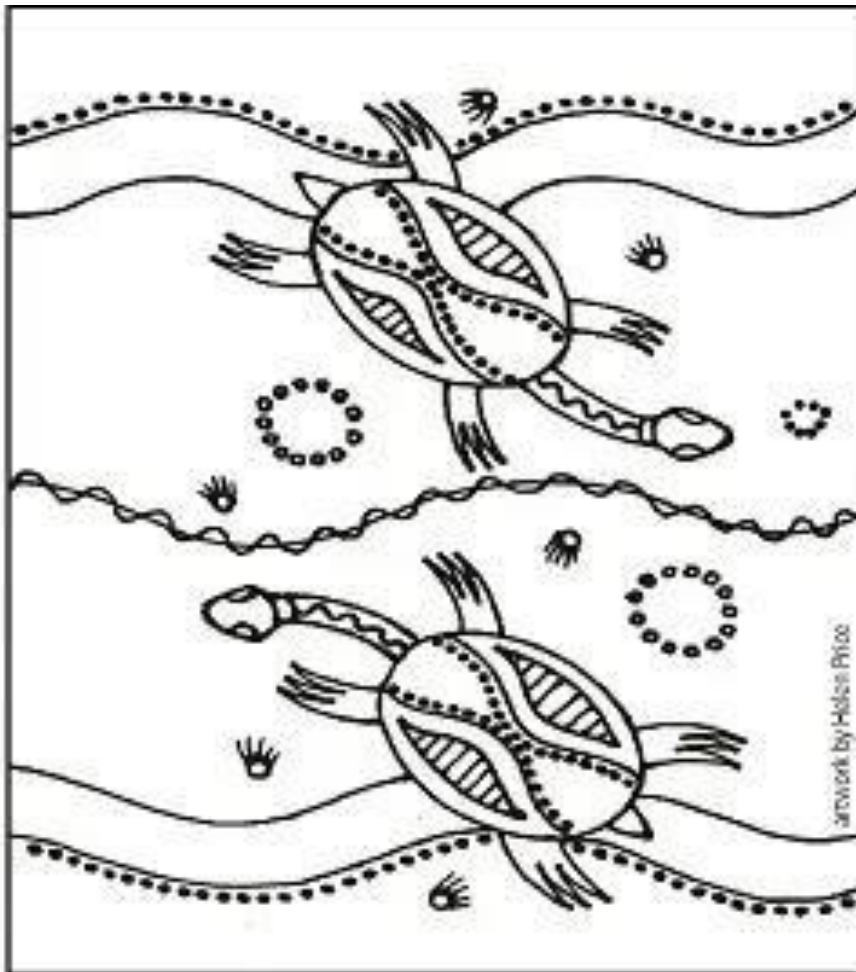
### **‘Disguise the Gingerbread People!’**

- Give each gingerbread person a disguise.
- Write a story about your gingerbread people.





Friday



artwork by Helen Price

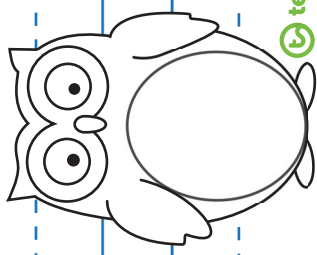
O O O O O O O O

O O O O O O O O


Owl and on start with an o.

Owl on Owl on Owl on Owl


Owl starts with an




Name: \_\_\_\_\_ Date: \_\_\_\_\_




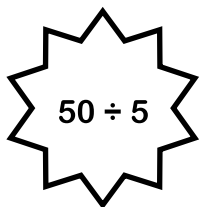
# Divide by $\begin{matrix} (2) & (3) \\ (5) & (10) \end{matrix}$ Colour Fun!



Find the answer to the division number sentence and then colour that section the corresponding colour.



- |                                      |  |                                    |
|--------------------------------------|--|------------------------------------|
| <input type="checkbox"/> 1 white     | <input type="checkbox"/> 5 red         | <input type="checkbox"/> 9 purple  |
| <input type="checkbox"/> 2 black     | <input type="checkbox"/> 6 light green | <input type="checkbox"/> 10 orange |
| <input type="checkbox"/> 3 dark blue | <input type="checkbox"/> 7 light blue  | <input type="checkbox"/> 11 yellow |
| <input type="checkbox"/> 4 pink      | <input type="checkbox"/> 8 dark green  | <input type="checkbox"/> 12 brown  |




# SPACE ROCKET

## DESIGN TASK

### The Scenario

You have always dreamed of travelling into space. Design a space rocket to take you there!



### The Process

Follow the Engineering Design Process to help you to complete this task.

1. Ask questions - What is the problem? Are there any challenges?
2. Imagine it - Brainstorm your ideas. Pick the best one!
3. Plan it - Make a list of materials. Draw a labelled diagram.
4. Create it - Follow your plan. Create a model if possible.
5. Improve it - Did it work? Can you make it better? What could be done differently?
6. Share it - What changes need to be made? What do others think?

### Materials Available

- |                 |                   |                  |
|-----------------|-------------------|------------------|
| • paper plates  | • cardboard tubes | • sticky tabs    |
| • paper bowls   | • coloured paper  | • tape           |
| • paper cups    | • coloured card   | • aluminium foil |
| • paper straws  | • egg cartons     |                  |
| • pipe cleaners | • glue            |                  |

Name \_\_\_\_\_

Date \_\_\_\_\_

## Space Rocket Design Task

1. I am designing a: \_\_\_\_\_

2. I will need the following materials:

- |   |   |
|---|---|
| • | • |
| • | • |
| • | • |
| • | • |
| • | • |
| • | • |

Labelled Diagram of My Space Rocket

