


# Learning at Home

## Early Stage 1

### Week 10




## Learning from Home Term 3 WEEK 10

There is **NO** pressure to finish every task, every day. As you complete each task you can take a photo and upload your work to Seesaw for your teacher to see! Bring your booklet with you each day if you are coming into school. Each activity can be completed **EITHER** on Seesaw or in the Home Learning booklet.

	Monday	Tuesday	Wednesday	Thursday	Friday
<b>Task 1</b>	<p><b>Daily Reading</b></p> <p>If you have access to the internet, please watch “<b>The Day the Crayons Quit</b>” by Drew Daywalt. Then complete the activity on the following page.</p> <p>OR</p> <p>Read a story book/practice your home reading with someone at home. Draw a picture of your favourite part of the story.</p> <p>THEN</p> <p>Practice your sight words (see separate page) with someone at home. Record yourself saying each word <b>OR</b> tick off the words you know.</p>	<p><b>Daily Reading</b></p> <p>Practice your home reading with someone at home.</p> <p>THEN</p> <p>Complete the indoor scavenger hunt (See Tuesday). This can be done on Seesaw by posting a picture of the things you find <b>OR</b> in your learning from home booklet by drawing a picture of the things you find.</p>	<p><b>Daily Reading</b></p> <p>If you have access to the internet, please watch “<b>Kindness is my Superpower</b>” by Alicia Ortego on Seesaw. Then complete the activity on the following page.</p> <p>OR</p> <p>Choose your favourite story to read with someone at home. Draw a picture of your favourite part of the story.</p> <p>THEN</p> <p>Practice your sight words (see separate page) with someone at home. Record yourself saying each word <b>OR</b> tick off the words you know.</p>	<p><b>Daily Reading/Mindfulness</b></p> <p>Practice your home reading with someone at home.</p> <p>THEN</p> <p>Watch and complete the Cosmic Kids Yoga “Under the Sea” on Seesaw.  <a href="https://www.youtube.com/watch?v=qC83oFEeVZA">https://www.youtube.com/watch?v=qC83oFEeVZA</a></p> <p>OR</p> <p>Complete the ‘<b>Ocean Yoga Poses</b>’ activity (see Thursday) in your learning from home booklet. Create your own under the sea yoga routine and draw a picture of your favourite pose.</p>	<p><b>Daily Reading</b></p> <p>If you have access to the internet, please watch “<b>Not Your Typical Dragon</b>” by Dan Bar-el on Seesaw. Then complete the activity on the following page.</p> <p>OR</p> <p>Read a story book with someone at home. Draw a picture of your favourite part of the story.</p> <p>THEN</p> <p>Practice your sight words (see separate page) with someone at home. Record yourself saying each word <b>OR</b> tick off the words you know.</p>
<b>Task 2</b>	<p><b>Phonics</b></p> <p>Complete the <b>Diagram Revision Sort</b> (See Monday). This can be done on Seesaw <b>OR</b> in your learning from home booklet.</p>	<p><b>Phonics</b></p> <p>Complete the <b>Emoji Sight Word</b> worksheet (see Tuesday). This can be done on Seesaw <b>OR</b> in your learning from home booklet.</p>	<p><b>Phonics</b></p> <p>Complete the <b>wh, ck, qu I Spy</b> activity (See Wednesday). This can be done on Seesaw <b>OR</b> in your learning from home booklet.</p>	<p><b>Phonics</b></p> <p>Complete the <b>Balloon Sight Words</b> activity (see Thursday). This can be done on Seesaw <b>OR</b> in your learning from home booklet.</p>	<p><b>Phonics</b></p> <p>Complete the <b>Painting Sight Words with Nature</b> activity (See Friday). This can be done on Seesaw <b>OR</b> in your learning from home booklet.</p>


## Make sure you have lunch, relax and enjoy sometime outside.

Lunch			
Task 3			
Daily Writing	Daily Writing	Daily Writing	Daily Writing
If you have access to the internet, listen to the story The Incredible Freedom Machine written by Kirrili Saunders Find the 'Freedom Machine' activity in your Learning from Home booklet and complete.	If you have access to the internet, complete the 'ISpy the letter A' activity on Seesaw  OR Look through all your Learning from Home booklet and complete ANY unfinished work.	If you have access to the internet, complete the 'Secret Sentence' activity on Seesaw. Look at the picture above each box and write the beginning sound of each picture to build your sentence and crack the code.  OR In your home learning booklet, find the activity called 'Secret Sentence.' (see Wednesday). Look at the picture above each box and write the beginning sound of each picture to build your sentence and crack the code.	If you have access to the internet, take a photo and upload it to Seesaw.  OR If you have access to the internet, complete the 'What is Happening at this Picture?' on Seesaw.
OR In your Learning from Home booklet complete the 'Freedom Machine' activity.			If you have access to the internet, complete the writing activity 'What is Happening at this Picture?' Write at least 2 sentences describing what is happening in the picture.  If you would like to take on a *Challenge* you can write a story about the.
Task 4			
Maths	Maths	Maths	Maths
SEESAW - Australian Coins Use the tool to label the coins. Order the coins from the least amount to the most amount of money OR Complete the paper copy in the home learning booklet  THEN	SEESAW – Connect 5 - Australian coins game. Students spin the wheel to reveal a coin and cover with a counter then spin again hoping to get 5 coins in a row. Say the coin each time the spinner stops OR Complete the coin match activity in home learning booklet	SEESAW - Sort shapes multiple ways - look at the attribute and then sort accordingly (3 different sorting methods over 3 pages) OR Complete the paper copy in the home learning booklet  THEN	SEESAW - 3D Shape Matching. Cover the picture that matches the 3-dimensional object with a counter OR Colour in the everyday items the same colour as their matching 3-dimensional object (in home learning booklet)  THEN
			SEESAW - The 100 Monster. Follow the instructions to complete the monster and its body parts OR Complete the paper copy in the home learning booklet  THEN  SEESAW - Count to 100 by 10's. Move the numbers


	<p>SEESAW - Dinosaur addition. Use the number line to help you add the 2 numbers together. Write the answer in the box</p> <p>OR</p> <p>Complete the paper copy in the home learning booklet</p>	<p>THEN</p> <p>SEESAW - Mass - Heavy and Light (Hefting) Can you identify which objects are heavy and which object are light? Sing along with the song, circle things that are heavier or lighter according to the instructions. Upload a photo of you practising hefting</p> <p>OR</p> <p>Look at the objects. Which one is heavy? Which one is light? Draw them in the box where they should be on the scale (in home learning booklet)</p>	<p>SEESAW - Capacity: Full, half full, empty. Capacity is the amount that something can hold. Let's us the words connected to capacity. Watch the video, use water  and a container to show me empty, half full and full. Take some photos and tell us about them</p> <p>OR</p> <p>Capacity Draw the correct amount of liquid in each container to match the label. Label the bottom row empty, full or half full (in home learning booklet)</p>	<p>Position - Rosie's Walk text - Listen to 'Rosie's Walk' read aloud. Tap on and move the chicken emoji to drag it to the correct position on each image from the story. Use the positional language as you move the chicken</p> <p>OR</p> <p>Bird Position - look at the picture. Fill in each blank space using the correct word from the word bank to make the sentence true. Use the positional language and read each sentence. Colour in the picture (in home learning booklet)</p>	<p>into order and say the numbers as you move them. Can you count by 10's to 100?</p> <p>OR</p> <p>Complete the paper copy in the home learning booklet</p>
Recess	Make sure you have some recess and enjoy sometime outside.				
Task 5	<p><b>Science</b> Design a 'Freedom Machine' Collect household objects or recyclable materials such as toilet rolls, empty tissues boxes and milk cartons to construct 'An Incredible Freedom Machine.'</p> <p>Take a photo of your invention and share.</p>	<p><b>Music:</b> Sing a Song! If you have access to the internet, follow the Seesaw link and complete the '1 or 2 Sounds' activity.</p> <p>OR</p> <p>Complete the '1 or 2 Sounds' activity in your 'Learning from Home' booklet.</p>	<p><b>P.E</b> Go outside! Make an obstacle course using only the objects you can find.</p> <ul style="list-style-type: none"> <li>Set a Timer to see how long it takes you to complete the course.</li> <li>Maybe challenge a family member to see who is the fastest.</li> </ul> <p>Ready ... Set... Go</p>	<p><b>Geography</b> If you have access to Seesaw - Land, Air and Water activity. Move each animal to the place where they belong. You can also add other animals that match each place.</p> <p>OR</p> <p>In your home learning booklet, find the worksheet Land, Air and Water - animal sort and draw sheet (see Thursday).</p>	<p><b>CAPA</b> Drama: Create a Short Story! If you have access to the internet, follow the Seesaw link and complete the 'Three Little Pigs' activity.</p> <p>OR</p> <p>In your home learning booklet complete the 'Three little Pigs' activity.</p>



# Monday

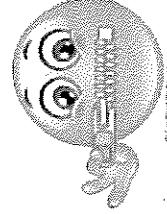
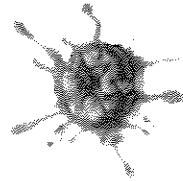

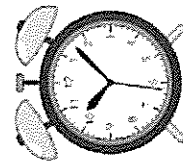


*Draw a picture of the crayon with the best  
argument.*



Draw a line from each picture to the digraph box it belongs to.


ck	wh	qu



# Writing – The Incredible Freedom Machine- Kirili Saunders

## Think...Discuss

- What is a Freedom Machine?
- Where did the Freedom Machine come from?
- What could you be escaping from
- Where could you go with an 'Freedom Machine'?
- Would your Freedom Machine have special powers?



## Write



Use the pictures on the opposite page to spark your imagination.

- Draw a picture of your 'Freedom Machine'.
- Write a sentence and tell me about your Freedom Machine. Your child may be able to verbally explain a sentence about their freedom machine and you may be able to write it for them so that they can copy it.

---


---







two and unsure at first.

but the moment





Activity too easy?

Your child may be able to point to individual parts of their freedom machine and explain the features of

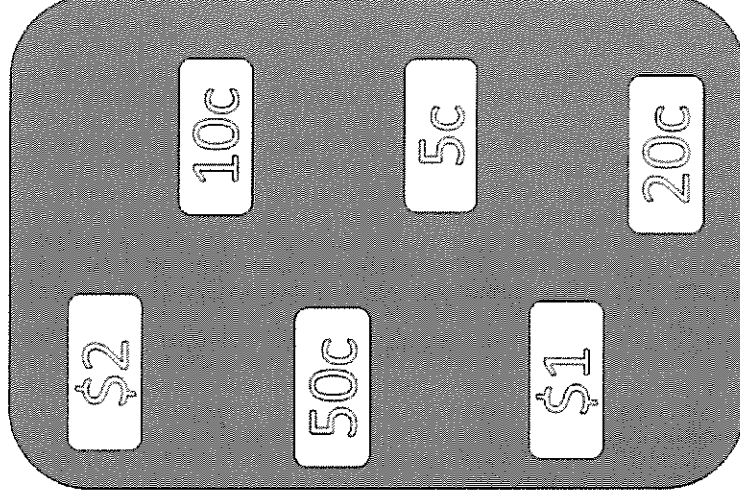


each section. Encourage your child to write a detailed or extended description of their machine.




# Australian coins

Label the coins with their correct value.

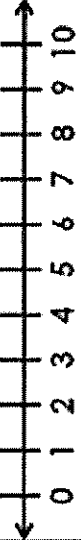

## Coins!



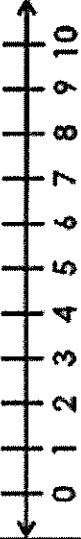

# Dinosaur Number Line Addition Within 10





Use the number lines to add. Write the answers in the boxes.



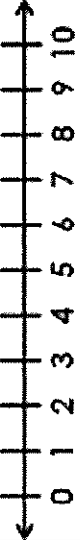

$6 + 2 = \square$



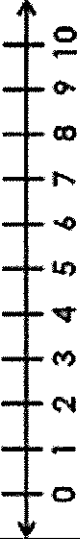

$3 + 4 = \square$





$7 + 3 = \square$



$5 + 5 = \square$




$2 + 2 = \square$



$0 + 3 = \square$

# Tuesday

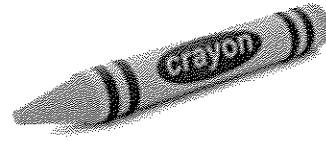




# INDOOR SCAVENGER HUNT

primary playground

- Find a fork.
- Find something that is red.
- Find a tissue box.
- Find 3 things that have wheels.
- Find an orange crayon.
- Find something that is very soft.
- Find a band-aid.
- Find a key.
- Find 2 socks that match.
- Find something round.
- Find a sticker.
- Find a rubber band.
- Find a pair of glasses.
- Find an envelope.



*Draw the things you found here:*

# EMOJI SPELLING

Directions: Using the code of Emojis, write the word that matches.


a	b	c	d	e	f	g
h	i	j	k	l	m	n
o	p	q	r	s	t	u
v	w	x	y	z		

with	

Can you make your own secret code sentence?

# Australian coins

Draw a line to match the coin to its value. Colour the dollar value coins in gold or yellow.



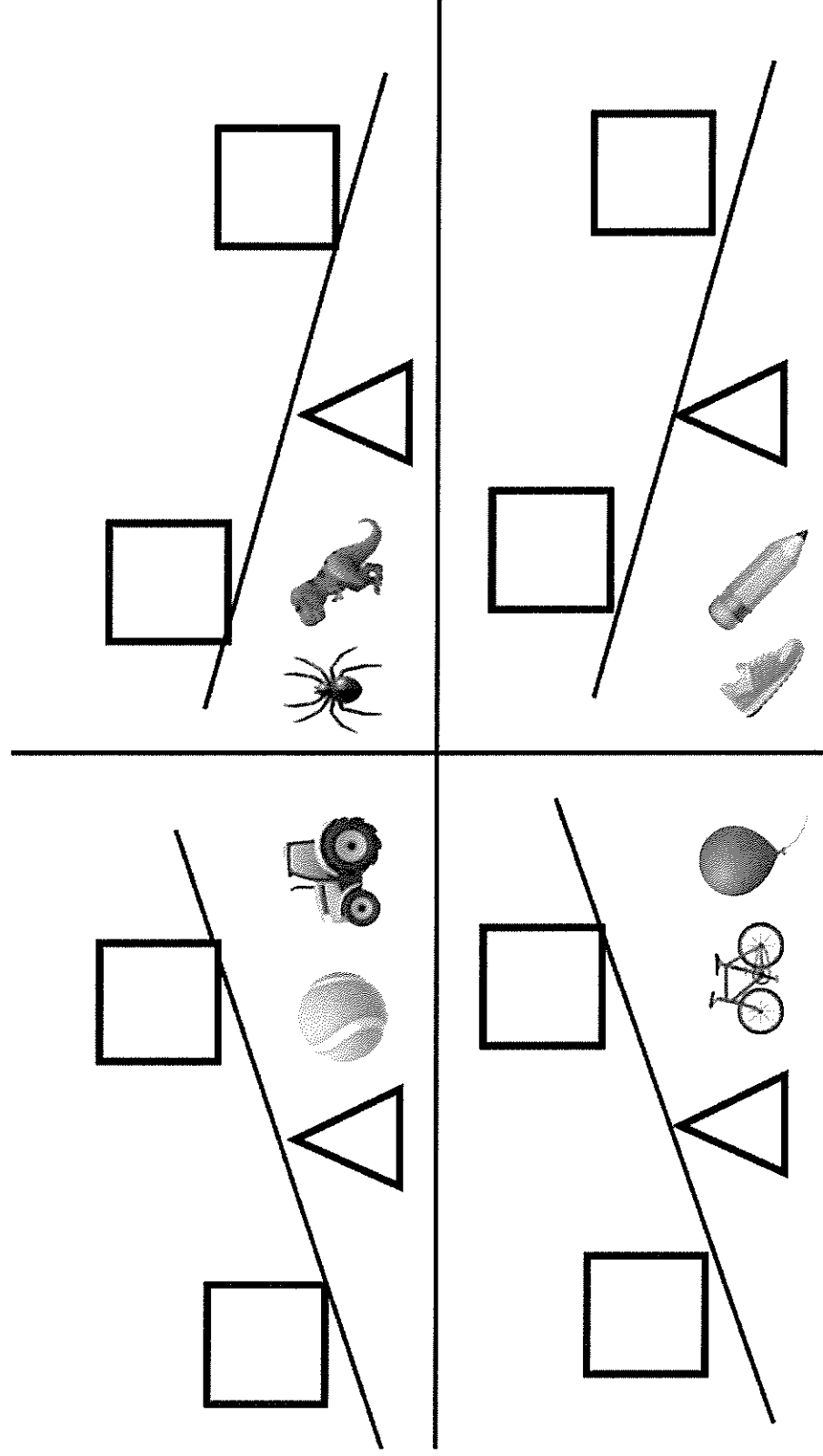
What coin has the highest value?

\_\_\_\_\_

What coin has the lowest value?

\_\_\_\_\_

Mass — Heavy objects will make the scale go down. The light objects will lift up. Look at the emojis. Which one is heavy? Which one is light? Draw them where they should be on the scale.



Term 3 - Week 10 – 2021 – Early Stage 1

Name: \_\_\_\_\_

Music

'1 or 2 sounds.'


Draw a line, to the box, that matches the sound, for the name of each object.

1 Sound

2 Sounds




# Wednesday




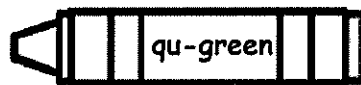


*Draw a picture of your favourite part of the story.*



# I Spy wh, ck, qu

Read the words below and colour them the correct colours.



queen

this

wizard

whip


squeeze

when

silver

thick

pocket



click

question

whale

quiz

clock

whimper

quack

squashed

quiz


pepper

whisper

quiet

shiver

chick

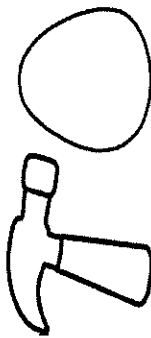


Name: \_\_\_\_\_

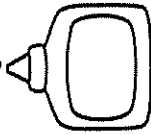
Sheet 15

# Secret Sentences

Write the beginning sound of each picture to discover the secret sentence.



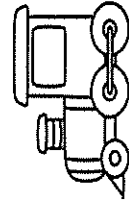
--	--



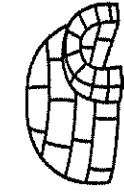
--	--



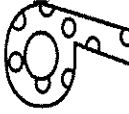
--	--



--	--



--	--



--	--



--	--




--	--



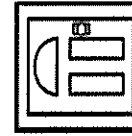
--	--



--	--



--	--




--	--



--	--



--	--




--	--

Write the secret sentence:

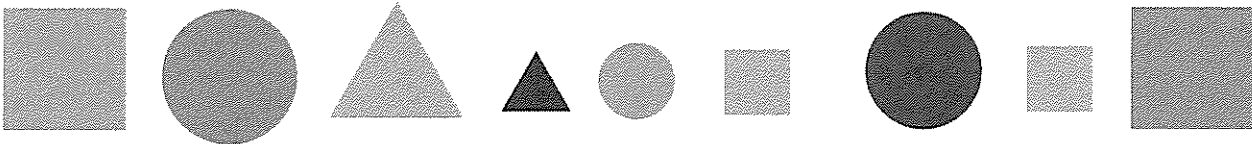
--

Sort the shapes according to the instructions at the top

Sort by SHAPE		












Sort by SIZE	



# Capacity

Draw the correct amount of liquid in each container to match the label. Label the bottom row empty, full or half full.

 half full	 full	 empty
 full	 empty	 half full
 <input type="text"/>	 <input type="text"/>	 <input type="text"/>

# Thursday

**Tawny Frogmouth**  
***Podargus strigoides***





# *Ocean Yoga Poses*


*Pick some poses and create your own yoga routine.*




**I am a jellyfish.**  
STANDING FORWARD BEND



**I am a shark.**  
LOCUST POSE



**I am a dolphin.**  
DOLPHIN POSE




**I am a crab.**  
TABLE TOP POSE




**I am a turtle.**  
TORTOISE POSE

*Draw a picture of your favourite reptile pose.*

Practice your sight words and colour in the balloons as you go.



Write your favourite sight words below:






for jellyfish

jet



jet

jet



Rr

for rainbow



R R


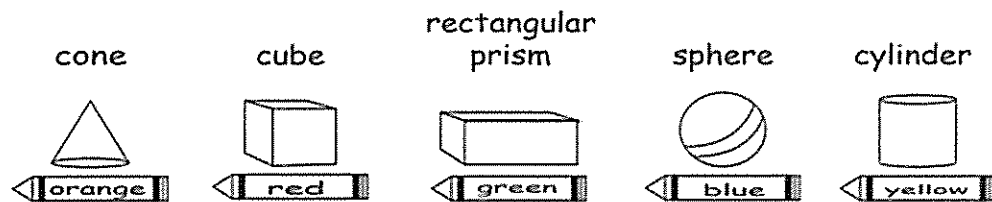
r r

read read

# 3-Dimensional object

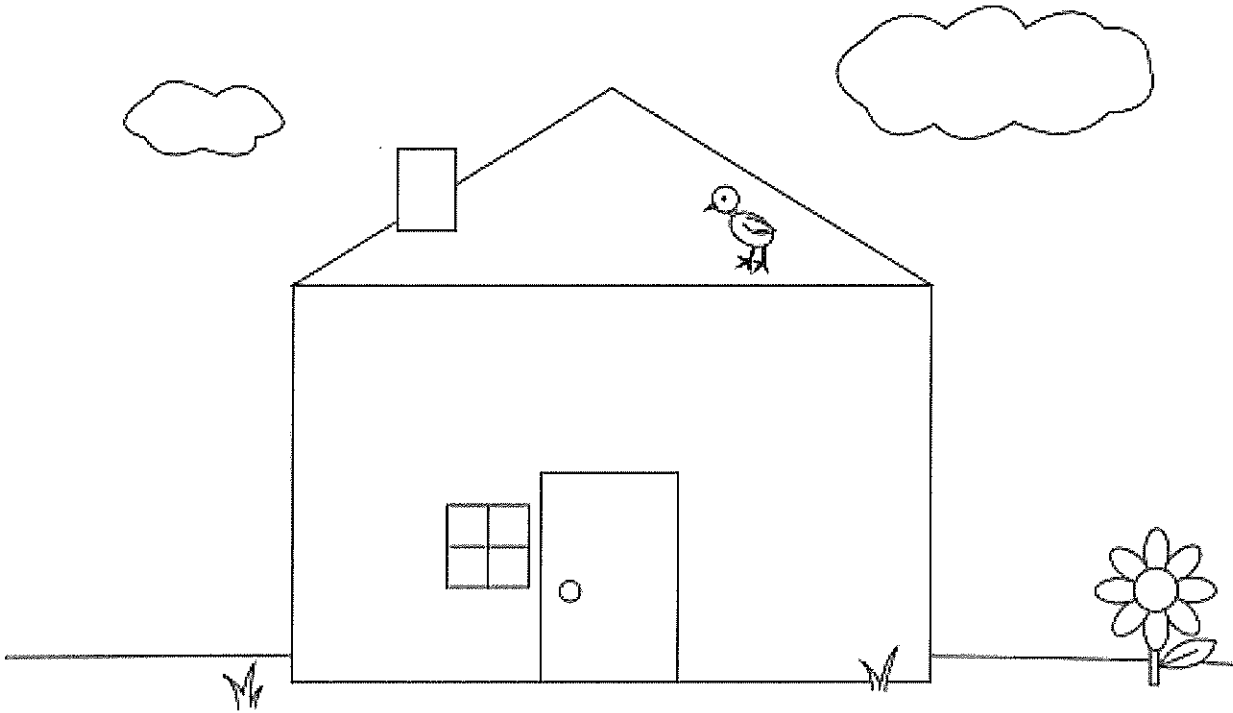
## colouring

Colour in the everyday items the same to match  
3-dimensional object



# Position

Fill in each blank space with the correct word from the word bank to make the sentence true.



The bird is \_\_\_\_\_ the roof.

The grass is \_\_\_\_\_ the house.

The window is \_\_\_\_\_ the door.

The clouds are \_\_\_\_\_ the house.

The flower is \_\_\_\_\_ from the door.

## Word Bank

on

under

far

above

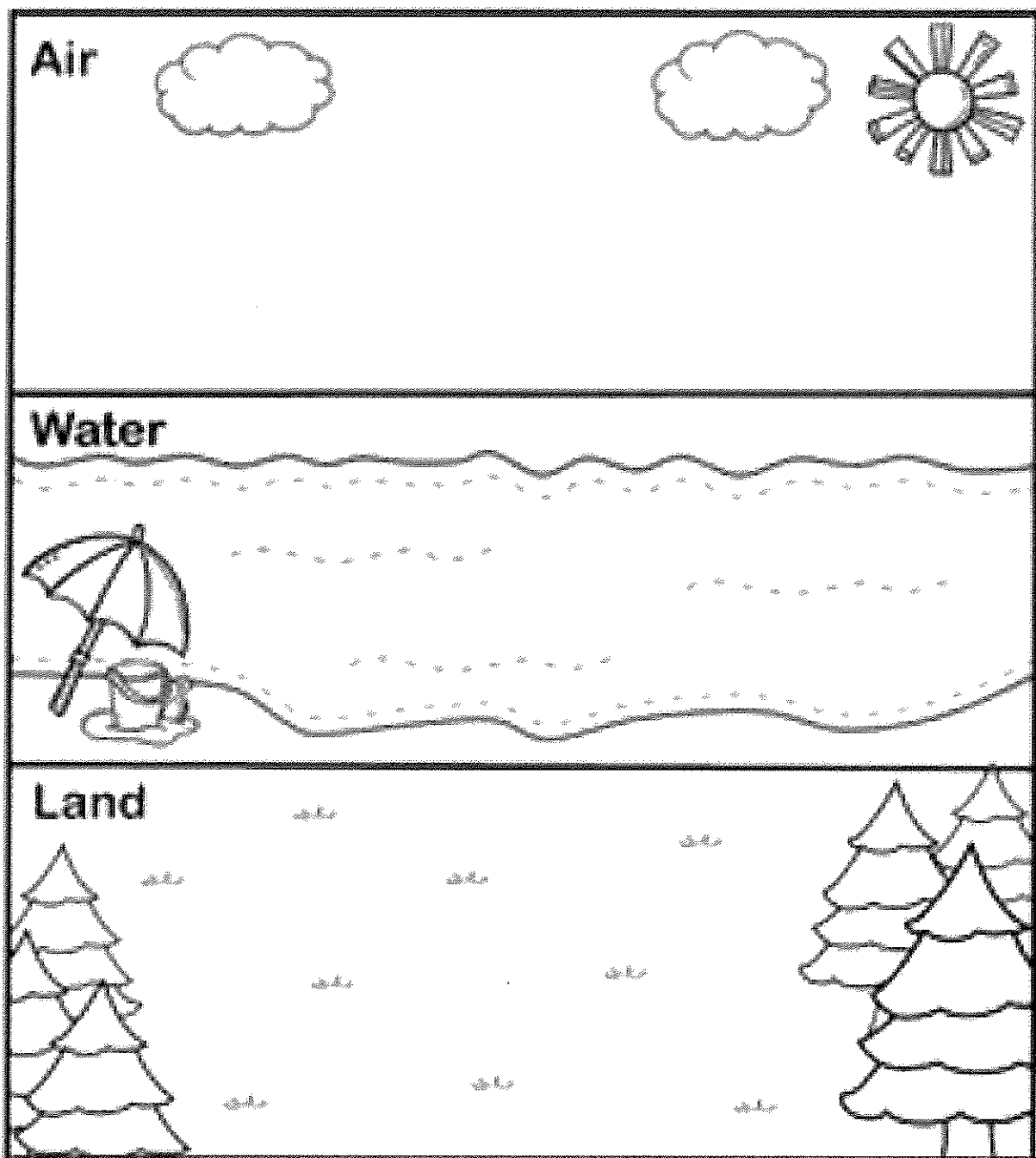
near



# Land, Air and Water Animal sort


Can you draw some animals in their correct environment? For example fish, seagull, cow, dog, shark, jellyfish, horse, butterfly.

## Animal Sort Land, Water or Air




# Friday

**Possum**  
**Phalangeriformes**



*Draw a picture of your favourite part of the story.*





## ***Painting Sight Words with Nature***

*Go outside on a nature walk and find some different natural materials that you can use as a paint brush. Make the paint on the next page and paint your sight words below.*


*Paint some of your sight words here:*

#### Ingredients

- 1/2 cup flour
- 1/2 cup salt
- 1/2 cup water
- Your choice of food colouring

### Recipe for Homemade Salt and Flour Paint

1. Blend 1/2 cup of flour with 1/2 cup of salt. Add 1/2 cup of water and mix until smooth




3. Mix or squish them up until the "paint" is well blended. Use Ziplock bags if small children are helping with this step. Add more water if you'd like a thinner paint.

2. Divide it up into three sandwich bags or containers and add a few drops of liquid watercolor or food coloring to each bag.



## What is Happening in this Picture ?



Write 3 sentences about what is happening in this picture.

**Example:** 1. The boys are playing outside in the sun.


2. Do you want to play with me?

3. The cat is sitting on the red car.

# 100 Monster


*Follow the directions to give your monster 100 body parts!*

## The 100 Monster!



*Give your monster:*

- 10 red legs*
- 10 brown feet*
- 10 gray arms*
- 10 yellow hands*
- 10 black eyes*
- 10 purple horns*
- 10 orange spots*
- 10 blue ears*
- 10 green hairs*
- 10 pink tongues*



## Count to 100 by 10s

Write the numbers in the boxes in order. Have a go – count to 100.

**I can count to 100 by 10's**


**60**

30

**10**

20

40

90

**70**

50

80

100





Name: \_\_\_\_\_

Drama

**‘Retell the story of the 3 little pigs in your own words.’**

- Using the pictures below, retell the story of the 3 Little pigs.

# The Three Little Pigs



--	--	--

