


3/4S


# Home Learning



Week 6

3/4L


# Home Learning



Week 6

4/5C

# Home Learning



Week 6

## Learning from Home Term 3 WEEK 6

There is **NO** pressure to finish every task, every day. As you complete each task take a photo and upload your work to Seesaw for your teacher to see! Bring your booklet if you are coming into school.



	Monday	Tuesday	Wednesday	Thursday	Friday
Task 1	Spelling - homophones in sentences	Spelling - Alphabetical Order	Spelling – Find-a-word	Spelling - Practice Test	Spelling - Test
Task 2	- Pancake Pronouns -The Adventures of Pirate Nup and Captain Yep	-Common Nouns in Your House -Book Review	- The Great Wall of China - The Midnight Thunderstorm Page 1-4	- Handwriting - If you were a superhero, what would you be?	- Parts of speech word search - The Midnight Thunderstorm Page 5-8
Lunch	Make sure you have lunch, relax and enjoy sometime outside.				
Task 3	Addition and Subtraction Word Problems	Addition and Subtraction Word Problems	Money Matching	Cinema Visit Budget	Balancing Equations
Task 4	2D Shapes around the home	Name the 2D shape	Collecting and Presenting Data	Flip, Slide and Rotate	Symmetry
Recess	Make sure you have some recess and enjoy sometime outside.				
Task 5	<u>Art</u> Recycled Art  <u>Drama</u> Madlibs worksheet.	<u>Sport</u> Sport and Movement	<u>Geography</u> Stage 2 – States and Territories Stage 3 – Temperature line graph	<u>Science</u> Sundial Experiment	<u>Social Hour</u> Play a board game with a family member

## Stage 2 Spelling Rule – Term 3 – Week 6

Words that end in *s, ss, ch, tch, sh, x, z* or *zz*, form the plural by adding *-es*.

Word List	Monday	Tuesday	Wednesday	Thursday
<i>masses</i>				
<i>prefixes</i>				
<i>reflexes</i>				
<i>speeches</i>				

### Homophone or Homonym

<i>write</i>				
<i>right</i>				

### Prefix/Suffix of the Week: Suffix : ‘-tion’ = the act of

<i>celebration</i>  <i>The celebration was because they won Lotto.</i>				
<i>complication</i>  <i>A story usually has a complication.</i>				

Name \_\_\_\_\_



Stage 2 **Blue** Spelling/Homework Term 3 Week 6

	Monday	Tuesday	Wednesday	Thursday
<i>class</i>	<i>class</i>	<i>class</i>	<i>cl__s__</i>	<i>_l__ss</i>
<i>sent</i>	<i>sent</i>	<i>sent</i>	<i>__e__</i>	<i>s__t</i>
<i>bent</i>	<i>bent</i>	<i>bent</i>	<i>be__</i>	<i>_e__</i>
<i>tent</i>	<i>tent</i>	<i>tent</i>	<i>t__t</i>	<i>_e__t</i>
<i>class</i>				
<i>sent</i>				
<i>bent</i>				
<i>tent</i>				
<i>class</i>				
<i>sent</i>				
<i>bent</i>				
<i>tent</i>				

Name

Stage 2 **Blue** Spelling/Homework Term 3 Week 6

	Monday	Tuesday	Wednesday	Thursday
walk	walk	walk	w _ _ l _ _	_ _ _ l k
without	without	without	wi _ _ ou _ _	_ _ ith _ _
bottom	bottom	bottom	b _ tt _ _	_ o _ _ om
breakfast	breakfast	breakfast	br _ _ fas _	_ _ eak _ _ t
edge	edge	edge	_ _ dg _ _	e _ _ e
sent	sent	sent	s _ _ t	_ _ nt
class	class	class	_ _ ass	cl _ _
walk				
without				
bottom				
breakfast				
edge				
sent				
class				

Name

Stage 2 Level 1 GREEN Spelling/Homework Term 3 Week 6

List	Monday	Tuesday	Wednesday	Thursday
walk				
without				
bottom				
breakfast				
edge				
sent				
once				
post				
desk				
ice				
son				
class				
explain				
Saturday				
chase				



Name

Stage 2 ORANGE level Spelling/Homework Term 3 Week 6

List	Monday	Tuesday	Wednesday	Thursday
walk				
without				
bottom				
breakfast				
edge				
sleepless				
September				
east				
decide				
across				
dance				
inside				
face				
nurse				
next				
stitches				
speeches				
action				
complication				
resolution				

Stage 2 YELLOW level Spelling/Homework Term 3 Week 6

	Monday	Tuesday	Wednesday	Thursday
walk				
without				
bottom				
breakfast				
edge				
silence				
spacious				
successful				
thoughtless				
useless				
passenger				
possess				
question				
science				
separate				
platypuses				
reflexes				
celebration				
complication				
resolution				

# Monday

Z Y D M B Y T M M P N Z U Q D  
I W A L N S P H U W E T Y P K  
W J W M C I Q O E X Y Q N U E  
H W D U E K P V O N R E T F A  
E O X C P N P U J T R R Q N C  
N H N B D W V H G F H N V U S  
W O S L G B D Q M H N N G R T  
F Y J I U F V R C O G B K M B  
Z N V S Z S O M S S D D U E H  
N E P D O V A P R E H D L Q V  
P E O G H M F V E T T H A N K  
N O B W O V E R J O M R T M B  
N G T J C N T T M R M J Y M I  
X S N E W I A E T I N S I X J  
B A N B M W O R I P H R F E B

WHEN  
HIM  
AN  
MAY  
SOME  
HER  
THANK  
BY  
GIVE  
ONCE  
HOW  
OF  
OVER  
AFTER  
THEN

[illegible]

**START  
HERE**

\_\_\_\_\_ forgot  
her hat.

I left  
my socks  
there. They  
are \_\_\_\_\_.

He  
can't wait for  
\_\_\_\_\_ friends  
to arrive.

This is my  
coat and the  
scarf is \_\_\_\_\_  
too.

I can't  
do this. Will  
you help  
\_\_\_\_\_?

He will  
drive \_\_\_\_\_  
car to the  
shops.

Where is  
Dad? I want  
to talk to  
\_\_\_\_\_.

Emily likes  
playing with  
\_\_\_\_\_ dog.

**Swap  
places with  
another  
player.**

The new  
girl is nice.  
What is \_\_\_\_\_  
name?

He always  
eats all \_\_\_\_\_  
dinner.

\_\_\_\_\_ needs  
to charge her  
iPad.

I like her  
because she  
is kind to  
\_\_\_\_\_.

Mr Jones  
is friendly. I  
really like  
\_\_\_\_\_.

I think  
\_\_\_\_\_ is a  
friendly girl.

**Swap  
places with  
another  
player.**

I lost my  
shoe. Can  
you see \_\_\_\_\_  
shoe?

They love  
visiting \_\_\_\_\_  
grandparents.

\_\_\_\_\_ is a  
very smart  
boy.

James is  
my new  
friend. I like  
\_\_\_\_\_ a lot.

Don't say  
that to me.  
\_\_\_\_\_ don't like  
hi!

My dad  
loves \_\_\_\_\_  
new  
motorbike.

She ate  
\_\_\_\_\_ lunch  
at school.

The dog lost  
\_\_\_\_\_ collar.

**Swap  
places with  
another  
player.**

They love  
\_\_\_\_\_ new  
swimming  
pool.

He loves  
playing on  
\_\_\_\_\_ iPad.

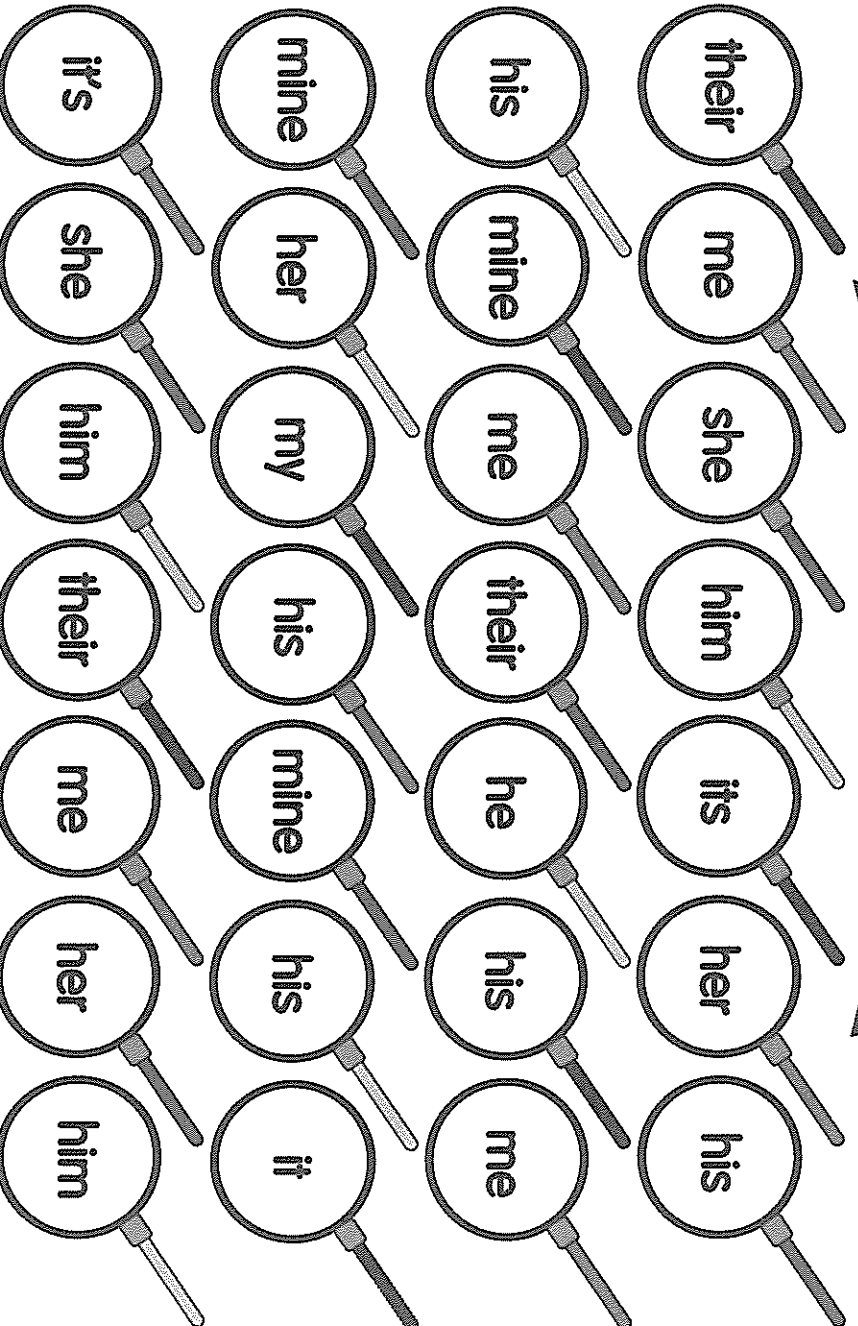
Is that ball  
yours or  
\_\_\_\_\_?

Where is my  
bag? I can't  
find \_\_\_\_\_.

Would you  
like to dance  
with \_\_\_\_\_?

Her cat is  
cute. \_\_\_\_\_  
very fluffy!

## Pancake Pronouns



Teach

1. Players will roll a die and move around the board.
2. Find the frypan that has the pronoun that is missing from the sentence.
3. The winner is the player with 4 frypans in a row.

# The Adventures of Pirate Nup and Captain Yet:

## SCEPTICAL SPECTACLES

"First Mate! Where are my spectacles? Did you move them again?" Pirate Nup glared resentfully at the sleeping lump in the hammock, which was undisturbed by his rant. However, it appeared First Mate did not have his spectacles. "Absolutely useless! Honestly, he is supposed to be helping me organise this ship, but is always napping!" Pirate Nup muttered to himself.

"Squawk!" Becky, First Mate's parrot, screeched from the crow's nest.

"Not now, Becky!" Pirate Nup snapped. Pirate Nup always got into a sour mood when he couldn't do or find something.

As Pirate Nup set out in his search for his beloved spectacles, he heard an excited, "What's poppin', Nuppie?" Pirate Nup's favourite person in the world, Captain Yet, arrived next to his ship, riding on a large, white narwhal. Unfortunately, due to his frustration, Pirate Nup was not in the mood to see Captain Yet at this very moment.

However, Captain Yet asked, "How is your odyssey searching for treasure in the Aegean Sea, Nuppie?"

"Not now, Yettie! I can't find my spectacles anywhere, meaning I can't navigate my ship. What if we crash into an island before I get the chance to call 'land ahoy'? How am I supposed to spot treasure without clear precision?"

Captain Yet climbed off his narwhal and onto the ship's main deck. "You mean you can't find your spectacles ... yet." Pirate Nup rolled his eyes and huffed impatiently. Captain Yet was always telling him that there was a solution for everything. "I am positive your spectacles will turn up, Nuppie. In the meantime, what else could you use to help you navigate your ship?"

Pirate Nup said in a hopeless tone, "Without my spectacles, I can't see anything past the edge of this ship."



Captain Yet looked around thoughtfully, then noticed a mast of an old shipwreck poking through the surface of the sea nearby. "I wonder if ... Nuppie, I'll be right back!" And without hesitation, Captain Yet dove off Pirate Nup's ship and into the sea.

"Squawk!" Becky screeched.

"Not now, Becky!" Pirate Nup yelled impatiently as he looked worriedly at the surface of the sea. Moments later, Captain Yet returned to the surface holding a long, strange, metallic-brass item. Pirate Nup dropped his ladder down to help Captain Yet climb back on board.

"What about this nifty nautical telescope, Nuppie? It will help you see even further than your spectacles."

"I have never used one of those before," Pirate Nup protested.

"... yet!" Captain Yet added. "I can teach you; it's simple. You need to look through the lens and turn the end to make it focus on different objects in the distance."

Pirate Nup cautiously picked up the telescope and attempted to look around. He couldn't believe his eyes. "Wow! I can see so many islands in the distance from here. I can see Poseidon, the god of the sea, harassing some sailors. I can see that First Mate did not wash the top parts of the masts properly. I can see Becky up there in the crow's nest wearing a new pair of spec— Oi! My spectacles!" They both laughed at the ridiculous sight of Becky wearing a pair of large spectacles.


"Well, now we have a variety of items to help you navigate, Nuppie, where are we off to next?" Captain Yet asked.

"I hear there is a lot of treasure to be found in the Mediterranean Sea, but I don't know how to get there!" Pirate Nup said with a puzzled expression.

Captain Yet replied with a cheeky grin, "You mean, Nuppie, you don't know how to get there ... yet."

Pirate Nup grinned back.

By Royce Styles



Name: \_\_\_\_\_

Date: \_\_\_\_\_

## The Adventures of Pirate Nup and Captain Yet: Sceptical Spectacles

1. Captain Yet greets Pirate Nup by saying, *"What's poppin', Nuppie?"*.  
What might this mean?

---

---

---

2. Why is Pirate Nup feeling frustrated?

---

---

---

---

3. If you were in Captain Yet's position, what advice would you have given  
Pirate Nup?

---

---

---

---

4. What do you think the author's main message is within this text?  
Explain why.

---

---

---

---



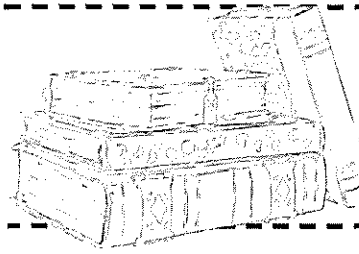
Name: \_\_\_\_\_

Date: \_\_\_\_\_

5. What do you think happened after the end of this story? Continue the next phase of their adventure.

This image shows a single sheet of white paper with horizontal ruling lines. The lines are evenly spaced and run across the width of the page. There are no margins, text, or other markings on the paper.

# Addition and Subtraction Word Problems Activity Sheet




**Learning Intention:** To answer worded questions using addition and subtraction.

**Success Criteria:** I can use addition and subtraction skills to answer a range of question types. I can solve addition and subtraction problems using a range of mental and written strategies.

1. There are 76 books in one classroom and 32 books in the other. How many books are there altogether in both classrooms?
2. Jay has a collection of 63 football cards and his brother has 18. How many more football cards does Jay have?
3. A family drive 24km from Melbourne to Werribee, and then 34km on to Sunshine. How far did they travel altogether?
4. A cricket team score 56 in the first innings and 43 in the second innings. How many runs did they score altogether?
5. Jenny has \$5. She spends \$2.80 on a present for her brother. How much money does she have left?
6. Abi collects stamps. She has 81 in a box and 54 in a book. How many does she have altogether?
7. A truck driver has a 61km journey. He stops for a break after 14km. How much further has he got to travel?
8. A pack of Christmas cards costs \$4. How much change would there be from \$10.00?
9. A packet of lentils weighs 400g and a packet of kidney beans weighs 300g. How much do they both weigh altogether?
10. A shopkeeper has 90 bottles of lemonade. He orders 48 more. How many bottles of lemonade will he have now?

## Challenge:


Two children have 20 marbles between them. Jay has 12 more than Abi. How many does Abi have?



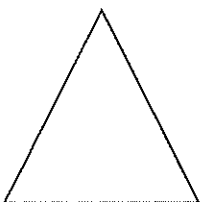


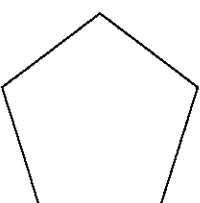


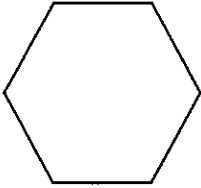
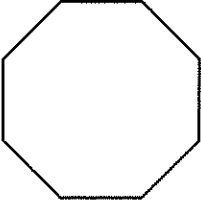
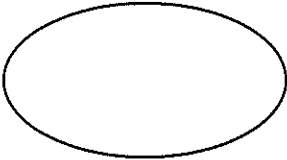
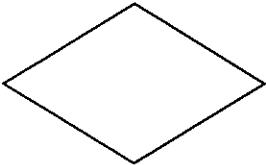


# 2D Shapes around the Home


Can you be a detective and find the following 2D shapes around your home? When you find the shape, draw the item in the space provided.

The first one has been done for you.



Shape	Item Found at Home
Square 	
Triangle 	
Circle 	
Rectangle 	
Pentagon 	

Shape		Item Found at Home
Hexagon		
Octagon		
Oval		
Rhombus		
Trapezium		
Parallelogram		



# Recycled Materials Sculptures

## Equipment:

- A variety of recycled materials (boxes, milk cartons, plastic bottles, newspaper, lids, paper, cans etc)
- A4 paper
- Pencil
- White craft glue or hot glue gun
- Scissors
- Masking tape
- Felt tip pens, crayons or paint for decorating
- Sculpting materials (rubber bands, metal wire, string, skewers, pipe cleaners etc.)





## Safety Tips:

Please get adult assistance when using the hot glue gun as it can reach high temperatures and cause burns.

Take care when cutting your materials and using the sculpting materials, as they may have sharp edges.

## Method:

1. Complete a design drawing of your sculpture. Think about the materials you will need for different components of your sculpture.
2. Collect your materials and begin shaping the foundation for your sculpture using the sculpting materials. Use the craft glue, hot glue gun or masking tape to secure these materials together.
3. Add the remaining materials needed to complete your sculpture. Ensure that each item is firmly secured using the craft glue, hot glue gun or masking tape.
4. While your sculpture is drying, decide on a name for your design. Create a short blurb to explain your choice of design and how your design will teach others about the importance of recycling materials in looking after our environment.

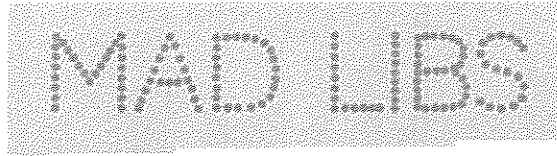


"Recycled Art Sculpture Contest" by Maryland GovPics is licensed under CC BY 2.0

Drama

Name: \_\_\_\_\_

## 'Madlibs'




Choose an emoji for each space, then share your story to a friend.

The \_\_\_\_\_ went to the \_\_\_\_\_ to get some \_\_\_\_\_.


The \_\_\_\_\_ was wearing a \_\_\_\_\_ while eating \_\_\_\_\_.

On a \_\_\_\_\_ afternoon I played \_\_\_\_\_ with a \_\_\_\_\_.



- Select an Emoji and draw it in each space.
- Perform your 'Madlib' story to an audience.

# Tuesday




Name: \_\_\_\_\_

Date: \_\_\_\_\_

# Alphabetical Order

Use the alphabet to help you put the weekly spelling words in alphabetical order.



A B C D E F G H I J K L M N O P Q R S T U V W X Y Z

1.

2.

3.

4.

5.

6.

7.

8.

9.

10.



Name: \_\_\_\_\_

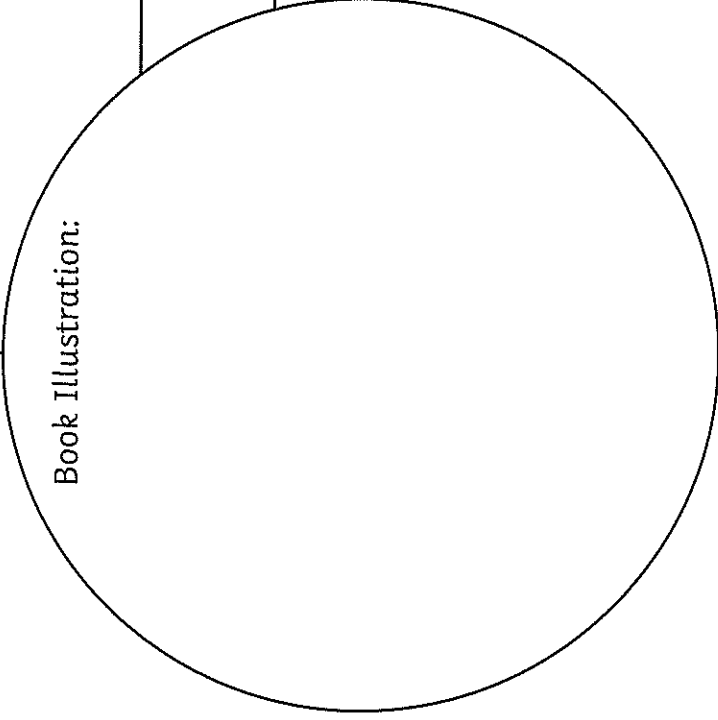
Date: \_\_\_\_\_

## Common Nouns in Your House

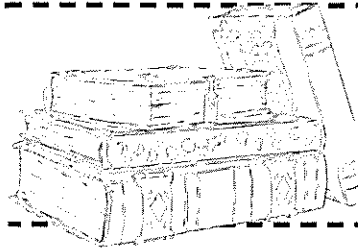
List the common nouns that are in your house from A to Z.

A		N	
B		O	
C		P	
D		Q	
E		R	
F		S	
G		T	
H		U	
I		V	
J		W	
K		X	
L		Y	
M		Z	

# Book Review

<p>Book Title: _____</p> <p>Author: _____</p> <p>Fiction or Non-fiction: _____</p> <p>What is the book about?</p>	<p>Who would you recommend the book to? Why?</p>
<p>Book Illustration:</p> 	
<p>Rating: ★ ★ ★ ★ ★</p>	
<p>Can you write three facts you have learnt or three things you have learnt about one of the characters?</p> <p>1. _____</p> <p>2. _____</p> <p>3. _____</p>	

# Addition and Subtraction Word Problems Activity Sheet



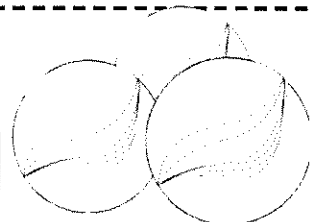
**Learning Intention:** To answer worded questions using addition and subtraction.

**Success Criteria:** I can use addition and subtraction skills to answer a range of question types. I can solve addition and subtraction problems using a range of mental and written strategies.

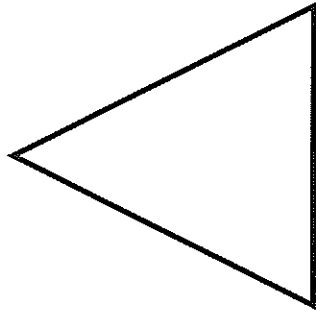
1. There are 167 books in one classroom and 392 books in the other.  
How many books are there altogether in both classrooms?
2. Jay has a collection of 263 football cards, his brother has 189.  
How many more football cards does Jay have?
3. A family drive 289km from Canberra to Sydney, and then 149km  
on to Newcastle. How far did they travel altogether?
4. A cricket team score 456 in the first innings and 249 in the second  
innings. How many runs did they score altogether?
5. Jenny has \$5.60. She spends \$2.80 on a present for her brother.  
How much money does she have left?
6. Abi collects stamps. She has 351 in a box and 456 in a book.  
How many does she have altogether?
7. A truck driver has a 561km journey. He stops for a break after  
314km. How much further has he to travel?
8. A pack of Christmas cards costs \$5.40.  
How much change would there be from \$10.00?
9. A packet of lentils weighs 450g and a packet of kidney beans  
weighs 385g. How much do they both weigh altogether?
10. A shopkeeper has 367 bottles of lemonade. He orders 480 more.  
How many bottles of lemonade will he have now?

## Challenge:

Two children have 720 marbles between them. Jay has  
126 more than Abi. How many does Abi have?

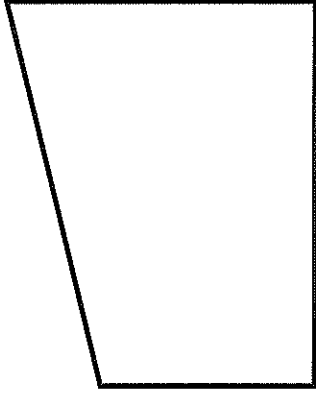


# Name the 2D Shape




Number of sides \_\_\_\_\_

Name \_\_\_\_\_




Number of sides \_\_\_\_\_

Name \_\_\_\_\_



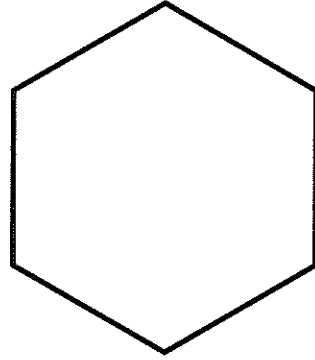
Number of sides \_\_\_\_\_

Name \_\_\_\_\_



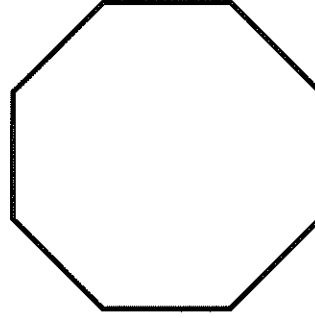
Number of sides \_\_\_\_\_

Name \_\_\_\_\_



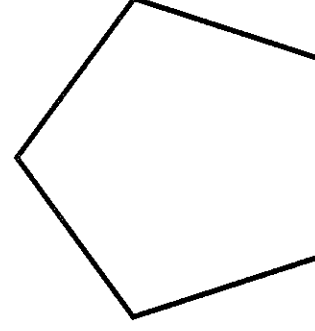
Number of sides \_\_\_\_\_

Name \_\_\_\_\_




Number of sides \_\_\_\_\_

Name \_\_\_\_\_



Number of sides \_\_\_\_\_

Name \_\_\_\_\_



Number of curved sides \_\_\_\_\_

Name \_\_\_\_\_


# SPORT AND MOVEMENT

Warm up

- 5 push ups
- Skip from one side of the house to the other
- Stretch

## 1. Mountain Climbers

Get into a push-up position and then alternate bringing your knee to your elbow. You can do same side connections or crisscross. The idea is to move fast and work up a sweat!



This Photo by Unknown Author is licensed under CC BY

## 2. Bear Crawls

Palms and feet flat on the floor, arch your back so that you look like a mamma bear. Race your kids across the room. Add some fun by having a competition! Who can "roar" the loudest?



## 3. Butterfly Kicks

Lay flat on your back, and extend your legs straight out. Imagine a swimmer, and begin to flutter kick your legs without bending at the knee. Start with your feet high off of the floor, as the move gets more difficult the closer the action is to the floor.



# Wednesday

S T T L B P K W D R L G T D P  
M B U X D Y N D Z E F M K F I  
V Z O Y E J Y E R T H W D O D  
L W B G V V V B V T J N S L H  
T R A T S W Y S S E V I G Y W  
T J H O H K L Z A B S H W R B  
V A O X E K N F B M L P N T W  
Y E G M P A O Q O M I I H L P  
Q I O M G A K O B C M P O L H  
J N T U H B Q Z K T N I H S P  
W L N N V L H P H H R T M G R  
A K T S A E L A U G H O O X C  
C H E I H E C A H I K D U Q Y  
F K S X U O L O H L K A S H A  
U T A E M O W C P S F Y X G O

ABOUT  
CLEAN  
ONLY  
TODAY  
SEVEN  
SHOW  
GOT  
LIGHT  
PICK  
SIX  
BETTER  
SHALL  
TRY  
START  
LAUGH

Name: \_\_\_\_\_

# Make YOUR Own Word Search

_____	_____	_____
_____	_____	_____
_____	_____	_____
_____	_____	_____


# Great Wall of China - Editing

**Add editing marks to text. There are 20 errors.**

The great wall of China is indoubtedly one of the most significant man-made structures in the world built over 2000 years ago, it is an arcitectural feat that this structure is stil standing. The Great Wall of china spans an impressive 8851.8 km stretching east to west, winding up and down across grasslands mountains, desserts and plateaus. Unfortunately some of the original sections ar now in ruins or no longer exist.

work on construct the Great Wall of China started as early as the 5th century B.C. The main reason behind built the Great Wall was to protect china's borders from the nomadic warring tribes, that came down from preent day manchuria and Mongolia.

Editing Marks:	
Capital letter	
End punctuation	
Insert a word	
Change to lower case	
Take something out	
Check spelling	
New paragraph	

**Re-write the text correctly:**

[illegible]



Name: \_\_\_\_\_

Date: \_\_\_\_\_

# Applying Reading Strategies

## *The Midnight Thunderstorm*

CRASH!

“What was that?” Chrissy cried, waking suddenly from a deep sleep. She sat upright in her bed, clutched tightly to her teddy and stared anxiously around the bedroom. It was completely black. Rain pounded heavily on the bedroom window, making Chrissy wonder how she had even been able to sleep in the first place. Nervously, she threw back the covers and tiptoed over to her big sister’s bed. She often complained about sharing a room with Julia, but tonight she was secretly thankful for her presence. Chrissy hated thunderstorms.

“Julia? Are you awake? Julia?” Chrissy gently shook her big sister’s shoulders.

“No, I’m not,” Julia mumbled sleepily. “Go back to bed, Chrissy.”

“I can’t sleep,” Chrissy replied. “Please, can I lie with you for a while?”

Thunderstorms are so scary.”

Julia opened one eye and smiled. “They’re not scary,” she said. “Just noisy. Noise can’t hurt you, Chrissy. Now go back to bed.”

CRASH!

Name: \_\_\_\_\_

Date: \_\_\_\_\_

Chrissy shrieked and jumped into her sister's arms. She laughed. "You really aren't very brave, are you?"

Chrissy shook her head. "So can I stay?"

Julia nodded gently. "But no snoring. And no stealing all the blankets. Deal?"

"Deal," Chrissy replied. She dove under the covers and closed her eyes. Julia's hair smelled like apples. Finally feeling safe, Chrissy sighed contentedly. She listened to the melodious music of rain on her rooftop and gradually drifted back to sleep.



Name: \_\_\_\_\_

Date: \_\_\_\_\_

# Applying Reading Strategies

## *The Midnight Thunderstorm*

### **Before you read – predicting**

Use the title and picture to predict what you think this text is going to be about.

Discuss your ideas with your teacher and classmates.

### **As you read – monitoring and clarifying**

Highlight any words or phrases that you do not understand in the text.

Discuss the possible meanings of these words with your teacher and classmates.

### **As you read – visualising**

List some of the sights, sounds and smells in Chrissy and Julia's bedroom during the thunderstorm.

Sights	Sounds	Smells

Name: \_\_\_\_\_

Date: \_\_\_\_\_

### **As you read – inferring**

Discuss these statements with your teacher and classmates.

- How does Chrissy feel during the thunderstorm? How do you know?
- Do you think Julia is scared of thunderstorms? Why or why not?
- Do you think Chrissy and Julia have a good relationship? Why or why not?

Write a sentence explaining what you think might happen when Chrissy and Julia wake up in the morning.

---

---

---

### **After you read – summarising**

The main idea of a text can be described as the idea that a text is mostly about.

What is the main idea of the text, *The Midnight Thunderstorm*?

---

---

---

# Money Matching

Draw a line to match the notes and coins on the left to the amount on the right.



\$7.10




\$26.30



\$15.50




\$8.40



\$62.05



\$12.50



\$52.10



\$14.15




\$3.95



\$3.80

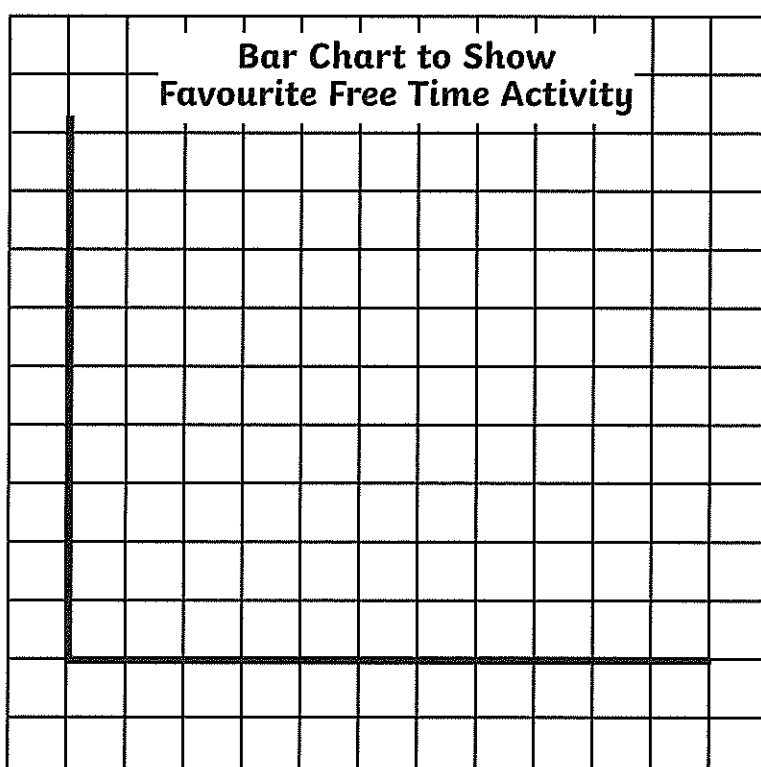
# Collecting and Presenting Data

30 children were asked to choose what their favourite activity for a free afternoon at home would be. Here are their answers.



1. Fill in the tally chart and then calculate the total of each response.
2. Draw a bar chart to present your data.

Activity	Tally	Total
Swimming		
Trip to the park		
Play computer games		
Baking		
Reading		



# States and territories - 2

1. Complete the sentences.

(a) Australia is divided into \_\_\_\_\_ states and \_\_\_\_\_ territories. Each state and territory has a \_\_\_\_\_ city.

(b) The capital of Australia is \_\_\_\_\_.

2. On the map of Australia below, label all the states, territories and capital cities.



3. Complete the information about your place.

My state or territory is \_\_\_\_\_.

The capital city of my state is \_\_\_\_\_.


? Which state or territory is the biggest and which is the smallest? Which states or territory border yours?

## Geography – Stage 3

Jan	Feb	Mar	Apr	May	Jun	Jul	Aug	Sep	Oct	Nov	De
5	6	9	14	18	21	25	26	23	18	12	8

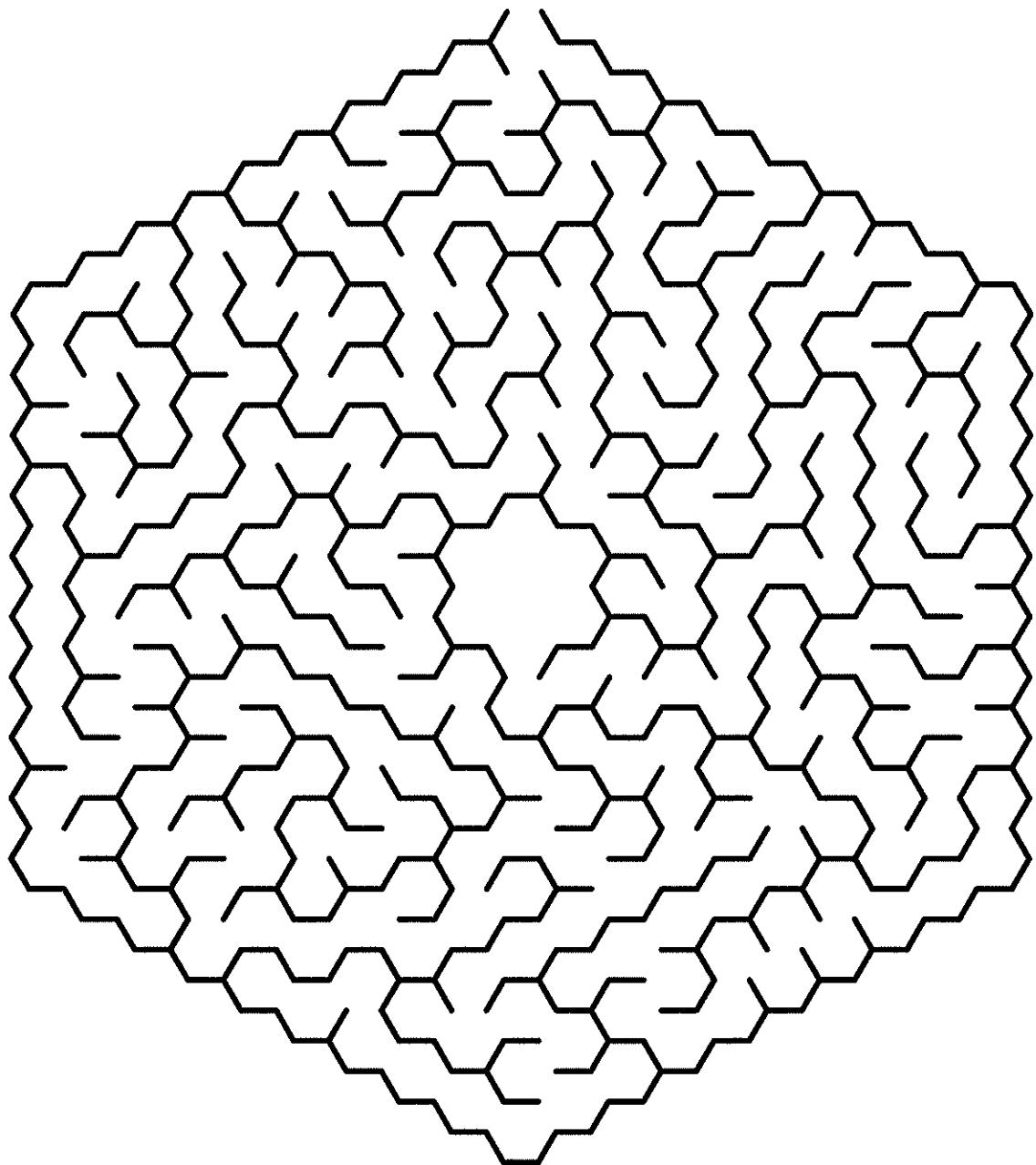
This is the average temperature for each month in Japan. If you have access to a computer, research your country and create a line graph showing the average temperature. If you don't have access to a computer, use Japan's data to create your line graph. Don't forget to label your axis.

Title: \_\_\_\_\_





# Thursday



# Cursive Practice

Name: \_\_\_\_\_

Date: \_\_\_\_\_

Trace the cursive sentence, then rewrite the sentence on the line below.

Apples grow on trees.

Corvus are crows.

If you were a superhero,  
what would your power be?



# Cinema Visit Budget

Aim: I can create a simple budget. (ACMNA106)


You are going to plan a budget for a visit to the cinema.

You will need to include return bus fares, movie ticket and any food or drinks required for yourself (1 person).

You only have \$35 to spend. You do not have to spend all of the budget, as long as you meet the trip requirements.




Item		Price
bus fare	one way	\$2.05
movie ticket	child	\$16.00
movie ticket 3D	child	\$19.00
3D glasses	× 1	\$1.00
popcorn	small	\$7.10
popcorn	medium	\$8.10
popcorn	large	\$9.15
drink	medium	\$5.50
drink	large	\$6.50
bag of lollies	190g	\$4.00
ice cream		\$3.80
combo (popcorn & drink)	medium	\$13.00
combo (popcorn & drink)	large	\$15.20




# Flip, Slide and Rotate

Draw the shapes below by flipping, sliding or rotating.


1. Slide the triangle.



2. Flip the shape.




3. Rotate the square.




# Flip, Slide and Rotate

Draw the shapes below by flipping, sliding or rotating.


4. Slide the rectangle.



5. Flip the heart.



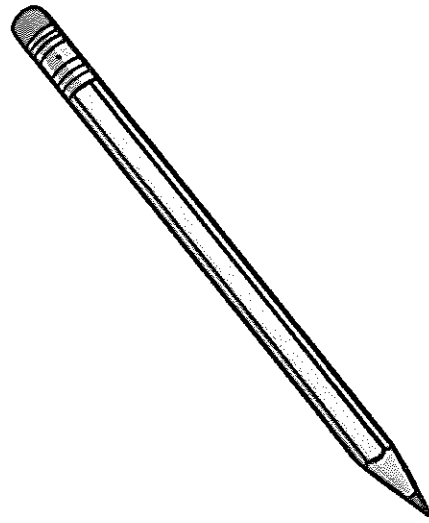
6. Rotate the arrow.



# Sundial Experiment

## You Will Need:

- paper or polystyrene plates
- sharp pencil
- marker
- clock
- a sunny and not too windy day
- ruler
- adhesive putty, modeling clay or sticky tape



## Method:

1. Find a spot outdoors that is not sheltered and where the sun is shining brightly.
2. Find the center of your plate and push the sharp end of the pencil into it so that it stands upright.
3. Secure the pencil in place with some adhesive putty, modeling clay or sticky tape.
4. Place the plate outside in your selected spot and on each hour look at where the shadow of your pencil falls.
5. With your marker, draw the shadow of the pencil and write the number of the hour.
6. Repeat until the end of the school day.
7. The next day test out your sundial and make sure the shadows fall on the correct time.

## Questions:

Did you find all the shadows the same length? Why or why not?

---

---

How are shadows created?

---

---

What makes this sundial work?

---

---

How is your sundial like the first sundials?

---


---

# Friday

G E B K T U O B A L L U F L G  
 Z C X E Z D W E C W K U J M L  
 H X H X A L N E F G J S X J B  
 U O Y X F R G Q R Z R W H M Q  
 R X G I Q O C S G R Z T Y O K  
 T L Q E Q T Z T Y S O I N V W  
 U O T S W A Y A J G E R O U B  
 O F H W B N D R E A F V K O B  
 W F A H C O G T T B T E E Z W  
 P H T R T Q H B H L N R D N Y  
 L Y N N H E W S G O J O I P X  
 N A L G R M M P I N B O V I X  
 N R L H X B R P L G D Q S Z L  
 Q C T T J X A N D A I M J F E  
 H H X Q Q E W G R V Z V N R K

SHOW  
 FULL  
 ABOUT  
 OWN  
 WARM  
 LIGHT  
 LONG  
 SEVEN  
 START  
 IF  
 TODAY  
 HOT  
 HURT  
 TOGETHER  
 SIX

This Photo by Unknown Author is licensed under CC BY



www.coloring-pages-kids.com




Name: \_\_\_\_\_

Date: \_\_\_\_\_

## Parts of Speech Word Search

In the grid, find the words that are listed below. Colour the squares in the correct colour according to the word type.



red

nouns



blue

verbs



green

adjectives

b	r	i	g	h	t	s	i	n	g
j	n	n	c	b	u	t	r	e	e
b	h	l	h	d	u	o	p	b	x
j	l	t	a	b	d	c	w	l	h
u	t	a	i	l	o	o	k	e	y
m	i	l	r	q	l	u	g	e	j
p	n	k	t	l	m	i	n	l	t
b	y	s	e	i	b	o	n	c	q
r	a	y	w	y	m	d	c	u	e
f	b	s	y	x	s	h	i	r	t

yellow

chair

bounce

tree

sing

bright

money

tiny

jump

talk

bucket

shirt

fast

swim

big



# Boggle

# Spelling Word Puzzle

S	R	M	E
I	N	G	L
K	H	I	L
C	A	T	B

**Word Count**

1 or 2 Letters: \_\_\_\_\_

3 Letters: \_\_\_\_\_

4 Letters:

5 Letters: \_\_\_\_\_

6 or More Letters: \_\_\_\_\_

**Total Number of Words:**

This image shows a single sheet of white paper with horizontal blue or grey ruling lines. The lines are evenly spaced and run across the width of the page. There are approximately 20 lines visible. The paper has a slightly textured appearance and is set against a dark background.This image shows a single sheet of white paper with horizontal ruling lines. The lines are evenly spaced and run across the width of the page. There are no margins or other markings on the paper.



# Applying Reading Strategies

## ***All about Thunderstorms***

A thunderstorm is a storm with thunder and lightning. There is often heavy rain during a thunderstorm. Thunderstorms are electrical storms that usually happen in the spring and summer months. They can occur singularly, in clusters, or in lines.

Thunderstorms happen when warm, moist air quickly moves upwards. This causes clouds to form and creates gusty winds, heavy rain and sometimes hail. During a thunderstorm, there is usually very heavy rain. This can last for a few minutes, or for much longer.

The loud sound that thunder makes is caused by the heat of the lightning that happens before you hear the thunder. Sometimes the sound of thunder can last for several seconds. This is because the thunder echoes around the ground, mountains, hills and buildings.

Some of the worst thunderstorms happen when a single thunderstorm stays in one area for a long time.

Name: \_\_\_\_\_

Date: \_\_\_\_\_

# Applying Reading Strategies

## *All about Thunderstorms*

### **Before you read – making connections**

Write down what you already know about thunderstorms in the first column of the table below.

Discuss your ideas with your teacher and classmates.

What do I already know?	What did the text teach me?

### **As you read – monitoring and clarifying**

Highlight any words or phrases that you do not understand in the text.

Discuss the possible meanings of these words with your teacher and classmates.

Name: \_\_\_\_\_

Date: \_\_\_\_\_

**As you read – visualising**

List the some of the sights, sounds and smells described in the text.

Sights	Sounds	Smells

**As you read – questioning**

Discuss these questions with your teacher and classmates.

- When do thunderstorms usually happen?
- What causes thunderstorms to form?
- Why does the sound of thunder last for a few seconds?

Are thunderstorms dangerous? Write a sentence explaining what you think.

---

---

---

Name: \_\_\_\_\_

Date: \_\_\_\_\_

### **After you read – summarising**

The main idea of a text can be described as the idea that a text is mostly about.

What is the main idea of the text, *All about Thunderstorms*?

---


---

---

Now that you have read the text, go back and fill in the second column of the table on page 6.

### **Creative activity**

Using the sights, sounds and smells from both texts, draw your own colourful picture of a thunderstorm in the box below.



# Multiplication and Division

## Balancing Equations

Calculate the missing number in each equation.

$$29 - 2 = \square \times 3$$

$$\square \times 3 = 26 - 5$$

$$1 \times 8 = \square \times 4$$


$$4 \times 4 = 8 \times \square$$

$$53 + 3 = \square \times 8$$

$$\square \times 3 = 13 + 2$$

$$27 + 1 = 4 \times \square$$

$$8 \times \square = 4 \times 6$$



# Symmetrical Butterflies

Complete the symmetrical drawings.

