


Stage 1

Home Learning




Week 7


Term 3 WEEK 7 There is NO pressure to finish every Task, every Day. As you complete each task take a photo and upload your work to Seesaw for your teacher to see!

	<u>Monday</u>	<u>Tuesday</u>	<u>Wednesday</u>	<u>Thursday</u>	<u>Friday</u>
Task 1	<u>Spelling</u> Complete a Word Work grid activity with your spelling words. Teach your Monster to Read OR Dreamscape	<u>Spelling</u> Complete a Word Work grid activity with your spelling words. (See Monday) Teach your Monster to Read OR Dreamscape	<u>Spelling</u> Complete a Word Work grid activity with your spelling words. (See Monday) Teach your Monster to Read OR Dreamscape	<u>Spelling</u> Complete a Word Work grid activity with your spelling words. (See Monday) Teach your Monster to Read OR Dreamscape	<u>Spelling</u> Complete a Word Work grid activity with your spelling words. (See Monday)
Task 2	<u>Daily Reading</u> <u>Reading</u> If you have internet access, please listen to 'Once Tashi met a Dragon'. https://storyboxlibrary.com.au/stories/once-tashi-met-a-dragon OR Choose a book from home and share with someone in your house	<u>Daily Reading</u> <u>Reading</u> If you have internet access, please listen to Dragon Post on YouTube. https://www.youtube.com/watch?v=ERysQQRIILLU OR Choose a book from home and share with someone in your house	<u>Daily Reading</u> <u>Reading</u> If you have internet access, please listen to 'When a Dragon moves in'. https://youtu.be/6s7aSNUGKiM OR Choose a book from home and share with someone in your house	<u>Daily Reading</u> <u>Reading</u> If you have internet access, please listen to 'Ellie's Dragon' https://storyboxlibrary.com.au/storytellers/frankie-jaiyeola OR Choose a book from home and share with someone in your house	<u>Daily Reading</u> <u>Reading</u> Listen to a story of your choice on Story Box Online. OR Choose a book from home and share with someone in your house
Lunch	Make sure you have lunch, relax and enjoy some time outside				
Task 3	<u>Writing</u> What acts of kindness does Tashi show in this story? How is his kindness rewarded?	<u>Writing</u> Write a post card to a family member or friend of your choice.	<u>Writing</u> Describe what a dragon looks like using adjectives. Think	<u>Writing</u> Draw or write what you would do if you had a dragon	<u>Writing</u> Complete the Handwriting from your 'Learning from Home' work pack.

Task 4	Create an 'Acts of Kindness' poster, including examples of how classmates can be kind to one another.	Either complete online or in your work pack.	about its horns, skin, tail and wings. Either complete online or in your work pack.	for a day. Complete online or in your work pack.
	Maths	Maths	Maths	Maths
	Complete the patterns and rules worksheet in your Learning from Home Pack. Upload photos to seesaw if possible.	Complete the colour scavenger hunt on seesaw or in your Work from Home Pack.	Complete your favourite Ice Cream Bar graph activity on seesaw or in your Learning from Home Pack.	Complete the Impossible or possible chance activity on seesaw or in your Learning from Home Pack.
Recess				
Task 5	Make sure you have recess, relax and enjoy some time outside			
	Health & Wellbeing	Health & Wellbeing	Health & Wellbeing	Health & Wellbeing
	Complete the Mythical creature find-a-word either on seesaw or in your work pack.	Dragon Craft activity from your work pack.	Backyard Scavenger hunt	Dance - I just can't wait to be king. Drama: Friendship Movie If you have access to the internet, follow the Seesaw link and complete the activity. OR In your home learning booklet find the 'Friendship' worksheet.



Create a story board explaining how to be a good friend. Use pictures and labels. You can also provide a written explanation, to accompany the story board.

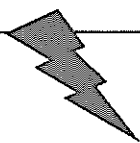




Year 1 Term 3 Week 7 Spelling Homework

Look, Say, Cover, Write, Check - every evening

		Sound focus i_e – long i	Monday	Tuesday	Wednesday	Thursday
		Blend: th				
1.	Sound Focus	time				
2.		fine				
3.		ride				
4.		hide				
5.		white				
6.	High Frequency words	does				
7.		could				
8.		would				
9.	Homophones	flew				
10.		flu				
11.	Blend / digraph focus	thin				
12.		think				
13.		throw				
14.		them				
15.		this				
16.	*Extension Words*	invite				
17.		entire				
18.		shiny				
19.		describe				
20.		admire				



Year 2 Term 3 Week 7 Spelling Homework

Look, Say, Cover, Write, Check - every evening

		Sound focus: air Blend: th	Monday	Tuesday	Wednesday	Thursday
1.	Sound Focus	air				
2.		pair				
3.		hair				
4.		chair				
5.		fairy				
6.	High Frequency words	does				
7.		could				
8.		would				
9.	Homophones	flew				
10.		flu				
11.	Blend / digraph focus	thin				
12.		think				
13.		throw				
14.		them				
15.		this				
16.	*Extension Words*	flair				
17.		fairest				
18.		fairground				
19.		hairbrush				
20.		staircase				

SPELL YOUR NAME

Activity for KIDS

A Chomp your arms 10 TIMES like an ALLIGATOR

B Bounce up and down 15 times

C CLAP your hands above your head 10 times

D DANCE around like a Monkey for 2 minutes

E Pretend you are an ELEPHANT for 20 seconds

F FLAP your arms like a bird 20 times

G GALLOP like a horse for a minute

H HOP like a bunny 20 times

I 10 Jumping Jacks and high as possible

J JUMP on one foot for the count of 10 then switch feet and jump 10 more times

K 10 Side KICKS on each leg

L Squat down and JUMP up high 10 times

M Shake your HIPS side to side for the count of 15

N 10 TOE touches

O Pretend you are an OCTOPUS and swing your arms around for 5 seconds

P 15 AIR Punches

Q Stretch up high to the sky and then touch the floor 10 times

R Jump Like a FROG 10 times

S Skip for 20 seconds

T Go up on your tip toes and back down 10 times

U 20 Elbow to your Knee touches

V Put your hands on your hips and twist left to right 10 times


W WIGGLE all over for 10 seconds

X MARCH like a soldier for 30 Seconds

Y Kick back like a DONKEY 10 times on each leg

Z Jump with your feet together 10 jumps forward

Monday



Activity 3

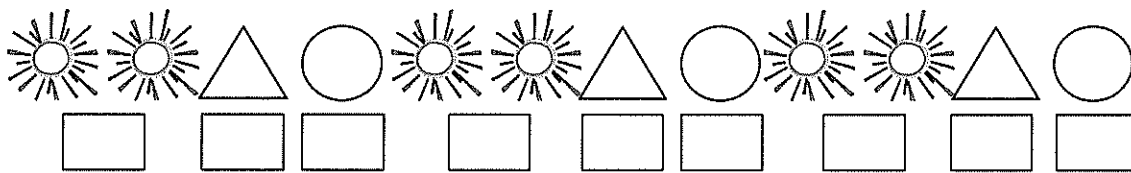

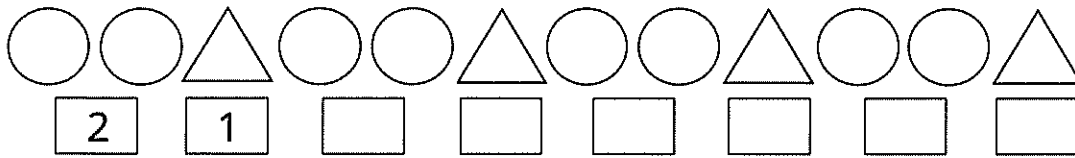
Complete the questions in the worksheet. Upload a picture of the completed worksheet to Seesaw.

Name _____

Date _____

Patterns and Rules (A)

- ① Use numbers to describe these patterns. The first one has been started for you.



- ② Finish the number patterns.

Write a rule to describe each pattern.

0, 5, 10, 15, _____, _____

Rule: _____

10, 20, 30, 40, _____, _____

Rule: _____

12, 14, 16, 18, _____, _____


Rule: _____

32, 30, 28, 26, _____, _____

Rule: _____

80, 70, 60, 50, _____, _____

Rule: _____



Mythical Creatures

Word Search

DIRECTIONS: Find and circle the vocabulary words in the grid. Look for them in all directions including backwards and diagonally.

U	H	R	E	C	B	O	S	Q	F	N	Z	K	D	V	H	M	K	Z
Y	J	R	U	A	T	N	E	C	Z	L	Q	D	H	K	K	E	S	E
V	J	B	Z	V	G	W	X	W	L	E	E	J	I	Y	G	A	J	R
N	L	K	V	N	N	I	Z	A	E	K	F	L	B	R	D	Z	Q	H
H	W	W	O	T	N	S	G	W	X	R	X	F	I	V	X	R	V	C
J	X	M	U	E	B	A	P	P	A	K	E	F	Z	A	S	N	A	H
S	E	Q	O	T	E	I	L	P	A	F	F	W	A	D	E	O	M	I
U	K	H	Q	Q	T	R	G	M	A	I	B	L	O	N	C	G	P	M
S	P	G	N	B	T	R	G	F	N	Q	B	D	C	L	V	A	I	E
A	S	B	T	R	E	U	O	V	O	F	I	I	Y	I	F	R	R	R
G	C	I	Z	U	O	W	Q	L	Q	O	S	A	C	A	T	D	E	A
E	X	Y	D	Y	V	C	H	D	L	J	T	M	L	D	E	E	K	I
P	Y	J	R	M	N	X	I	S	A	T	Y	R	O	F	U	D	Y	L
S	C	U	B	G	N	B	O	N	N	O	U	E	P	H	A	A	M	X
A	D	T	E	I	B	M	O	Z	U	T	M	M	S	H	M	I	M	E
N	U	A	H	C	E	R	P	E	L	U	M	E	D	U	S	A	R	K
R	Y	P	R	K	S	U	S	K	M	A	A	H	D	O	R	Y	V	Y
I	S	F	J	R	E	T	S	N	O	M	S	S	E	N	H	C	O	L
N	S	R	A	C	Z	H	Q	Y	K	A	V	E	O	M	V	H	T	F

BIGFOOT

CENTAUR

CHIMERA

CYCLOPS

DRAGON

ELF

FAIRY

GNOME

GRIFFIN

HYDRA

KAPPA

LEPRECHAUN

LOCH NESS
MONSTER

MEDUSA

MERMAID

PEGASUS

PHOENIX

SATYR

SPHINX

TROLL

UNICORN

VAMPIRE

WEREWOLF

YETI

ZOMBIE

Tuesday

© 2012



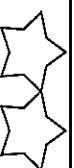
Name: _____

we ARE LEARNING TO WRITE A POSTCARD

SUCCESS CRITERIA





I can write a brief letter to someone
I can begin with "dear" and end with
"from"
I can retell personal stories briefly



I can write a brief letter to someone
I can begin with "dear" and end with
"from"
I can retell personal stories in order
I can use a range of sentence types
for detail

DEAR _____,

FROM, _____



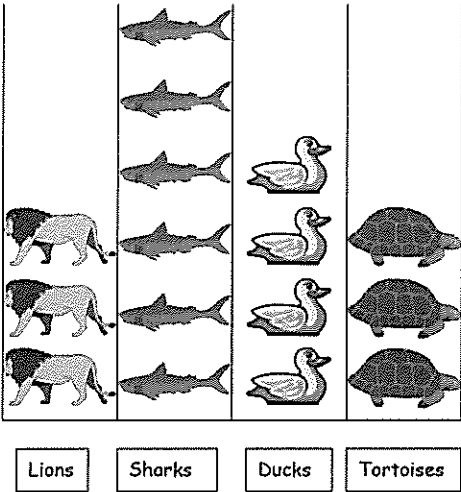
Data and Chance

Activity 1

Complete the animal data below on either seesaw or in the pack

Year 2 pupils visits the Accra Zoo.

In the zoo they have four different types of animal, lions, sharks, ducks and tortoises. The pictogram shows how many they have of each animal. Answer the questions using the pictogram.




1. How many ducks are there?.....
2. How many sharks are there?.....
3. How many animals live in the zoo altogether?.....
4. The zoo has 3 lions, what else do they have 3 of?.....
5. How many more sharks do they have than lions?.....
6. How many tortoises and ducks do they have altogether?.....
7. The zoo gets two more tortoises, how many does it have now?.....

Flying Dragon Craft.

Materials Needed:

- empty cardboard roll (4-6 inches long)
- paper
- string
- markers
- scissors
- craft glue






Method.

1. Fold a piece of construction paper in half and draw a wing shape on the paper, with the folded edge being where the wing would meet the dragon's body. Cut out the wing shape so that when you unfold it, you have 2 wings that are connected.
2. Glue the wings to the cardboard tube.
3. Use construction paper to create a tail and a head for the dragon. For our head we cut a piece that looks a bit like an acorn with 2 small horns.
4. Your child may choose to cut a simple circle shape. Or they may get even more creative when making their paper dragon head.
5. Draw on the dragon's face.
6. Glue the tail and head to the cardboard tube.
7. Let the glue dry completely before doing the next part.




How to Make a Flying Dragon Toy

1. Cut 1.5-2m of string.
2. Fold it in half and loop it over a doorknob so an equal amount hangs on both sides. You could also hang it from a hook or the knob on a cabinet.
3. Thread the loose ends of the yarn through the top of your cardboard dragon so they stick out the bottom.
4. To make the dragon fly, hold the two ends of the yarn, one in each hand, and pull your hands apart to separate the yarn.
5. As you move your hands apart, the dragon will fly to the top of the yarn. When you bring your hands back together, the dragon will slide back down.



Wednesday



REPORT FACT COLLECTOR

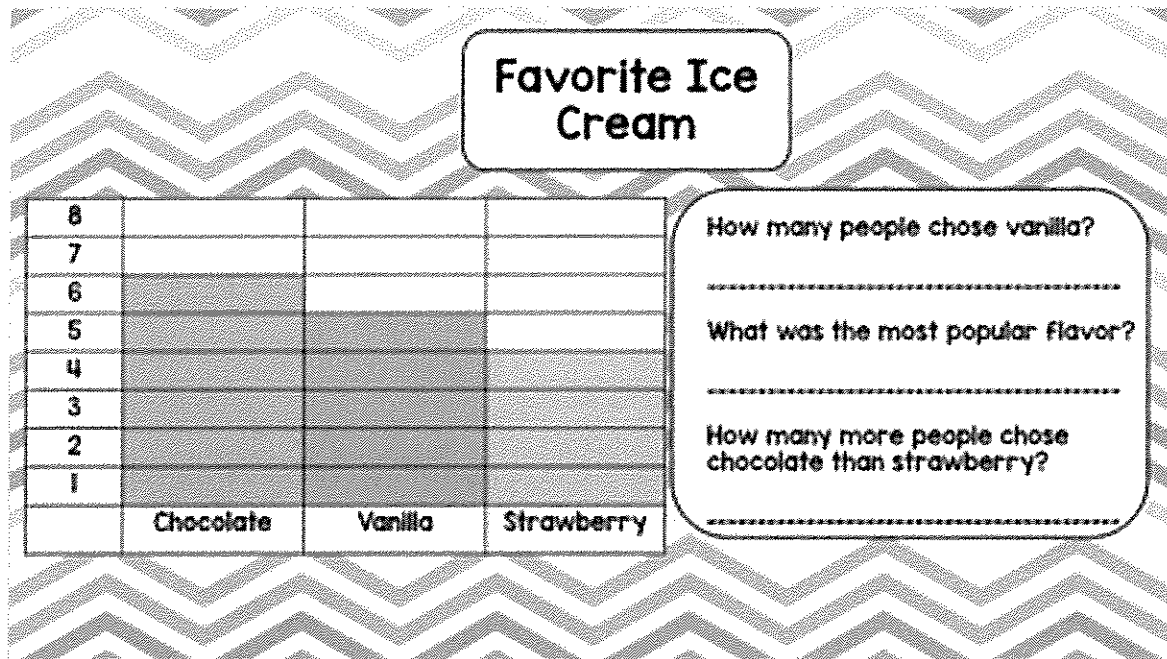
TOPIC: _____

NAME: _____

CLASSIFICATION/MOST IMPORTANT FACTS	APPEARANCE
HABITAT	DIET
BEHAVIOR	LIFE CYCLE
MOVEMENT	BONUS FACTS

Activity 2

Complete the activity on Seesaw. Answer the questions using the graph. Upload your work to Seesaw.



Bar Graphs & Data

Study the bar graph.

Use the **T** tool to answer the questions.

Press the  to post.

Press the  to post.

Backyard

Scavenger Hunt

How many
can you spot?
Color in as you find them




Butterfly



Cloud



Worm



Flower



Twig



Grass

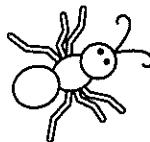


Leaf

(bonus point for
one that's been
munched on!)



Bee



Ant

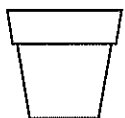

Listen!
Can you hear
a bird singing?



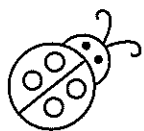
Snail




Stone



Flowerpot



Ladybug



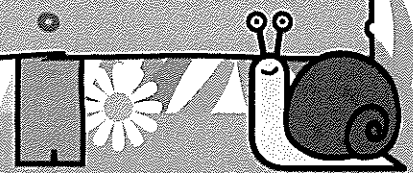
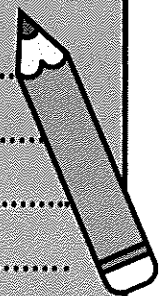
Watering
Can




Bonus Hunt

Find something:

Soft
Hard
Spiky
Shiny
Round
Smelly



Thursday



This image shows a single sheet of white paper with horizontal ruling lines. The lines are evenly spaced and run across the width of the page. There are no margins, text, or other markings on the paper.

Activity 3

Complete the questions in the worksheet. Upload a picture of the completed worksheet to Seesaw.

Name _____

Date _____

Chance Outcomes (A)

① Choose **likely** or **unlikely** to describe the chance of each event happening.

a) It will rain on a cloudy day.

b) Milk will go sour in a warm room.



likely
unlikely

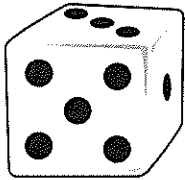


likely
unlikely


② Choose **certain** or **impossible** to describe the chance of each event happening.

a) If you roll a dice, you will roll a number between 7 and 12.

b) If you jump into a pond filled with water, you will get wet.



certain
impossible



certain
impossible

③ Write the correct word from the list below to complete these sentences.

likely, unlikely, impossible, certain

a) It is _____ that the sun will set this evening.


b) It is _____ that the weather will be warm during summer.

c) It is _____ to teach a pig to drive a car.

d) It is _____ that you will travel into space during your lifetime.












NEW STEPS PART 2

We did learn these steps last week, but it was quite rushed since it was at the end of the lesson so let's go over them again!



We have just finished running around in a circle like animals in Africa!

Now we are up to the second verse! SO you do all the steps you have already learnt and then add these to the end.

<p>1. Lyrics 'I think it's time that you and I' Step to the right – Step together, step. On 'you' – point out to the audience. On 'I' – point back to yourself.</p> 	<p>2. Lyrics 'Arrange a heart to heart' Place hands on heart Push hands out and then back in touching your chest.</p> 	<p>3. Lyrics 'Kings don't need advice' Step to the left – step together, step.</p> 	<p>4. Lyrics 'From little hornbills for a start' Place hands on face and pull a cheeky face to the bird Zazu! This is your time to be a little bit silly!</p> 
<p>5. Lyrics 'If this is where the monarchy' Shake hands up to the sky to the right Shake hands up to the sky to the left</p> 	<p>6. Lyrics 'is headed count me out' Shake hands down to the ground to the right Shake hands down to the ground to the left</p> 	<p>7. Lyrics 'Out of service' Point left hand out to the side and stamp right foot.</p> 	<p>8. Lyrics 'Out of Africa' Point left hand out to the side and stamp left foot.</p> 
<p>9. Lyrics 'I wouldn't hang about' Cross arms and shake head (as if you are cranky) and step on the spot 4 times! 1,2,3,4</p> 	<p>10. Lyrics 'This child is getting wildly out of wing' On 'this child' – stomp right foot and place right hand on hip On 'is getting' – stomp left foot and place left hand on hip Run on the spot for 5 and JUMP! 1,2,3,4,5</p> 	<p>REPEAT CHORUS CHORUS</p>	<p>11. Lyrics 'Oh I just can't wait to be king!' Step the right leg out and raise the right arm. Step the left leg out and raise the left arm – both hands in the sky. Lower both hand on head on the word 'KING'. And gallop around in a circle.</p> 

Term 3 - Week 7 – 2021


Name: _____

'Friendship Movie.'

Create a story board explaining how to be a good friend. Use pictures and labels. You can also provide a written explanation, to accompany the story board.

[illegible]

Friday



y y y y y y y y y y

y y y y y y y y y y

yo yo and yes start with a y.

yo yo yes yo yo yes
of of of of of of of of of of

yo yo starts with a y.



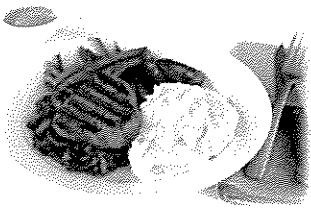
Activity 4

Complete the activity on Seesaw or cut out images and sort them into impossible or certain. Upload the completed activity to Seesaw.


certain

C H A N C E

impossible




I will eat dinner tonight.




I will fly to the moon today.




A pig will fly.



The sun will rise tomorrow.





A crocodile will fly a plane.

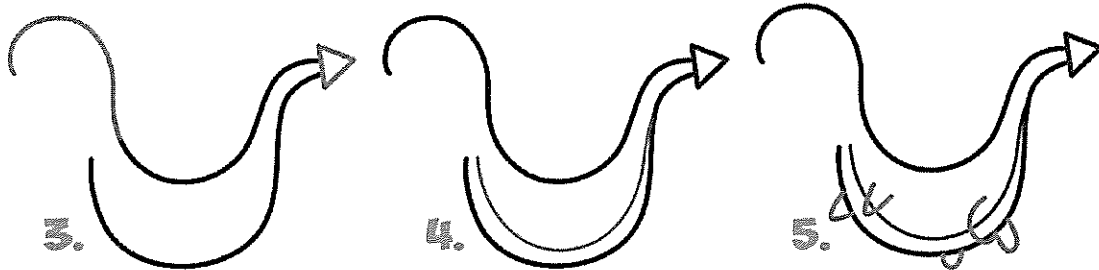
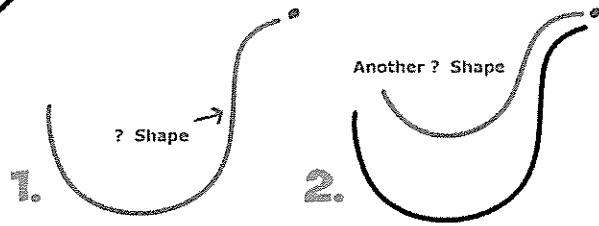



I will do my schoolwork today.


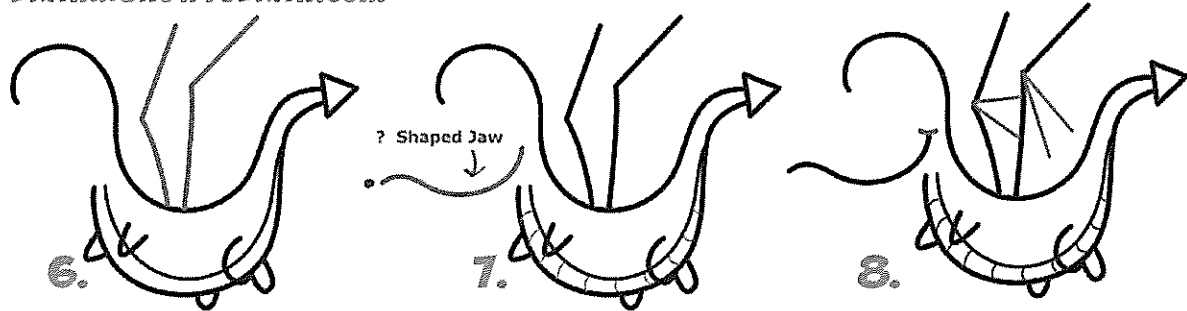
Chance - Possible and Impossible

1. Click  Add
2. Look at each picture in each and read the statement underneath. Decide if the event is certain to happen or if it is impossible.
3. Drag the word that matches the event down into the matching box.
4. Click the  to submit your work.

HOW TO DRAW



DRAWINGHOWTODRAW.COM



DRAWINGHOWTODRAW.COM

