

2/3S

# HOME LEARNING



WEEK 1


**Term 3 WEEK 7** There is NO pressure to finish every Task, every Day. As you complete each task take a photo and upload your work to Seesaw for your teacher to see!


	<u><b>Monday</b></u>	<u><b>Tuesday</b></u>	<u><b>Wednesday</b></u>	<u><b>Thursday</b></u>	<u><b>Friday</b></u>
<b>Task 1</b>	<u><b>Spelling</b></u> Complete a Word Work grid activity with your spelling words. Teach your Monster to Read OR Dreamscape	<u><b>Spelling</b></u> Complete a Word Work grid activity with your spelling words. (See Monday) Teach your Monster to Read OR Dreamscape	<u><b>Spelling</b></u> Complete a Word Work grid activity with your spelling words. (See Monday) Teach your Monster to Read OR Dreamscape	<u><b>Spelling</b></u> Complete a Word Work grid activity with your spelling words. (See Monday) Teach your Monster to Read OR Dreamscape	<u><b>Spelling</b></u> Complete a Word Work grid activity with your spelling words. (See Monday) Teach your Monster to Read OR Dreamscape
<b>Task 2</b>	<u><b>Daily Reading</b></u> <u><b>Reading</b></u> If you have internet access, please listen to 'Once Tashi met a Dragon'. <a href="https://storyboxlibrary.com.au/stories/once-tashi-met-a-dragon">https://storyboxlibrary.com.au/stories/once-tashi-met-a-dragon</a> OR Choose a book from home and share with someone in your house	<u><b>Daily Reading</b></u> <u><b>Reading</b></u> If you have internet access, please listen to Dragon Post on YouTube. <a href="https://www.youtube.com/watch?v=ERysQQRIILU">https://www.youtube.com/watch?v=ERysQQRIILU</a> OR Choose a book from home and share with someone in your house	<u><b>Daily Reading</b></u> <u><b>Reading</b></u> If you have internet access, please listen to 'When a Dragon moves in'. <a href="https://youtu.be/6s7aSNUCKiM">https://youtu.be/6s7aSNUCKiM</a> OR Choose a book from home and share with someone in your house	<u><b>Daily Reading</b></u> <u><b>Reading</b></u> If you have internet access, please listen to 'Ellie's Dragon'. <a href="https://storytellers/frankie-u/storytellers/frankie-u/jaiyeola">https://storytellers/frankie-u/storytellers/frankie-u/jaiyeola</a> OR Choose a book from home and share with someone in your house	<u><b>Daily Reading</b></u> <u><b>Reading</b></u> Listen to a story of your choice on Story Box Online.
<b>Lunch</b>	<b>Make sure you have lunch, relax and enjoy some time outside</b>				
<b>Task 3</b>	<u><b>Writing</b></u> What acts of kindness does Tashi show in this story? How is his kindness rewarded?	<u><b>Writing</b></u> Write a post card to a family member or friend of your choice.	<u><b>Writing</b></u> Describe what a dragon looks like using adjectives. Think	<u><b>Writing</b></u> Draw or write what you would do if you had a dragon	<u><b>Writing</b></u> Complete the Handwriting from your 'Learning from Home' work pack.

Task 4	Create an 'Acts of Kindness' poster, including examples of how classmates can be kind to one another.	Either complete online or in your work pack.	about its horns, skin, tail and wings. Either complete online or in your work pack.	for a day. Complete online or in your work pack. Either complete online or in your work pack.	Letter 'Cc'
	<b>Maths</b> Complete the patterns and rules worksheet in your Learning from Home Pack. Upload photos to seesaw if possible.	<b>Maths</b> Look around your house/backyard and create patterns using different objects. Take a picture and upload it to Seesaw.	<b>Maths</b> Complete your favourite Ice Cream Bar graph activity on seesaw or in your Learning from Home Pack.	<b>Maths</b> Complete the Chance Outcomes worksheet in your Learning from Home Pack.	<b>Maths</b> Complete the Impossible or certain chance activity on seesaw or in your Learning from Home Pack.
	Daily maths	Daily maths	Daily maths	Daily maths	Daily maths
	<b>Make sure you have recess, relax and enjoy some time outside</b>				
Recess					
	<b>Health &amp; Wellbeing</b> Complete the Mythical creature find-a-word either on seesaw or in your work pack.	<b>Health &amp; Wellbeing</b> Dragon Craft activity from your work pack.	<b>Health &amp; Wellbeing</b> Backyard Scavenger hunt	<b>Health &amp; Wellbeing</b> 'Friendship Movie.' Create a story board explaining how to be a good friend. Use pictures and labels. You can also provide a written explanation, to accompany the story board.	<b>Health &amp; Wellbeing</b> Directed drawing of a dragon by Whimsy Workshop Teaching Or directed drawing from your Learning from Home Pack.



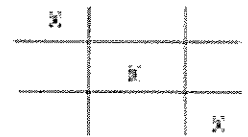
# MONDAY





# Spelling Tic Tac Toe

## Grid Activities



❖ You must choose and complete **3 boxes** for EACH DAY!

Have fun with this! 😊

**S**

**P**

**E**

**L**

**L**

### 2 Colours

Write all your spelling words with red vowels (i,u,e,a,o) and blue consonants.

*Spelling List*

### Synonym & Antonym Table

Put your words into a table like this.

Word	Synonym	Antonym
Nice	Kind	Mean
Cold	Freezing	Warm

### Rainbow Style

Write all your words with RAINBOW letters.



### Dictionary

Write the definition of each word using a dictionary.



### Silly Sentence

Include all spelling words in a silly sentence.

1. He took jewel from a loaf.
2. They played a game of "paper rock scissors" over who's going to take the throne.

### Swirly Words

Write 10 word as many times as will fit on a swirl.



### Eyes Closed

Write all words as fast as you can with your eyes closed.



### Hide and Seek

Draw a picture and "hide" all of the spelling words inside the picture.



### Pyramid

Write 10 words like a pyramid.



### Opposite Hand

Write all spelling word using your opposite hand.



### Rhyme Time

For each spelling word find another word that rhymes with it.

Chip, Ship  
Dip, Slip  
Pen, Hen, Ten  
Took, Cook, Book

### Sentences

Write all spelling words in a short sentence using a coloured pen.

Underline your spelling words in each sentence.



### Count Letters


Count the number of letters then write the words in order from shortest to longest.

He (2) =  
Ran (3) =  
Outside (7) =

### Acrostic poem

Make an acrostic poem of your spelling words

P  
O  
E  
M



### Decorative Fonts

Write each of your spelling words in different font styles.

Font Font Font  
Font Font Font  
Font Font Font

### Different Sizes

Write each word using smallest letters you can possibly write, then normal and then jumbo size.

Size Size Size

### Pictionary

Write all of your words then draw a small picture for each word.

Glasses

Chair



### Word within a Word

For each spelling word find other words you can make with same letters.

Pickle: Up  
Lick  
Like


### Dotted Words

Write your words with **DOTS** on the letters.

WORDS

### Abstract Art

Create an abstract artwork using 10 or more of your words.





## 2/3S Blue Group Term 3 Week 7 Spelling Homework

	Sound focus: air/th	Monday	Tuesday	Wednesday	Thursday
1.	air				
2.	pair				
3.	hair				
4.	chair				
5.	fairy				
6.	does				
7.	could				
8.	would				
9.	flew				
10.	flu				
11.	thin				
12.	think				
13.	throw				
14.	them				
15.	this				
16.	flair				
17.	fairest				
18.	fairground				
19.	hairbrush				
20.	staircase				

**2/35 Purple Term 3 Week 7 Spelling Homework**

	Sound focus: air/th	Monday	Tuesday	Wednesday	Thursday
1.	flair				
2.	fairest				
3.	fairground				
4.	hairbrush				
5.	staircase				
6.	became				
7.	produce				
8.	surface				
9.	flew				
10.	flu				
11.	thin				
12.	think				
13.	throw				
14.	them				
15.	this				
16.	aircraft				
17.	unfairly				
18.	thrashes				
19.	thunder				
20.	thieve				

# READING AND WRITING

If you have internet access, please listen to 'Once Tashi met a Dragon'.


<https://storyboxlibrary.com.au/stories/once-tashi-met-a-dragon>

What acts of kindness does Tashi show in this story? How is his kindness rewarded?

Create an 'Acts of Kindness' poster, including examples of how classmates can be kind to one another.

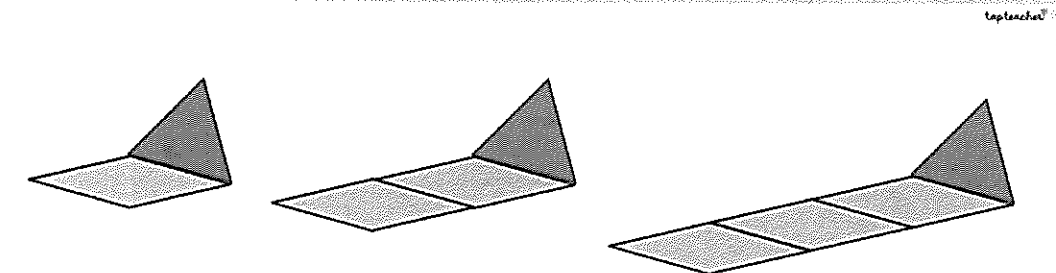
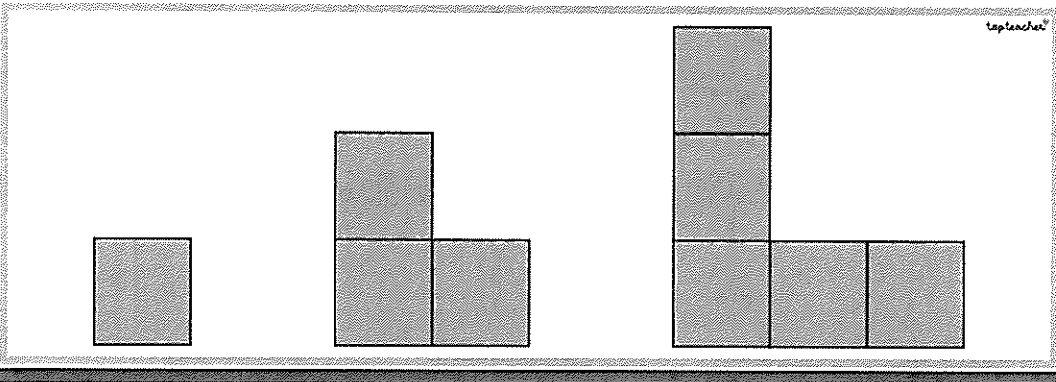
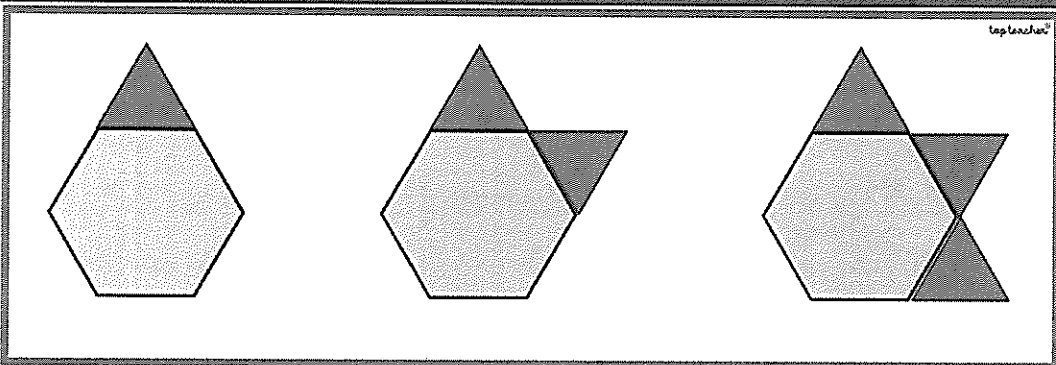
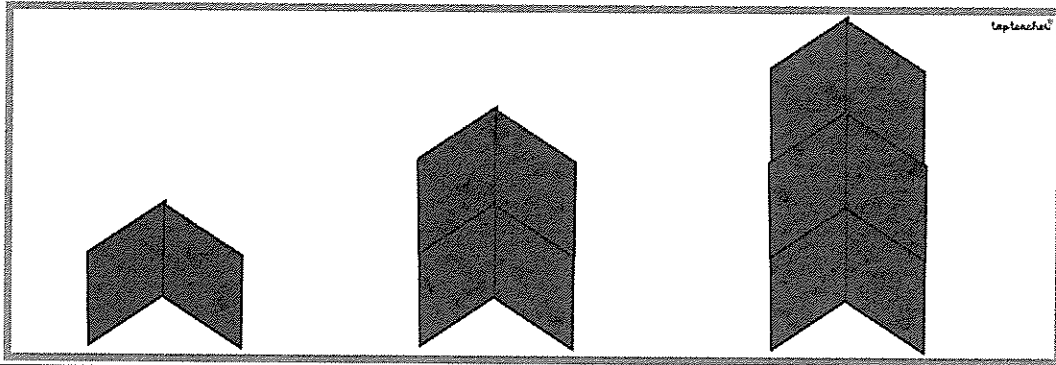
This image shows a single sheet of white paper with horizontal ruling lines. The lines are evenly spaced and run across the width of the page. There are no margins, text, or other markings on the paper.





# MATHS

Continue the patterns below. Take a picture and upload your work to Seesaw.





# 5 MINUTE MATHS REVISION

## Monday

Circle the biggest number

92      91      89      19

Circle the odd one out

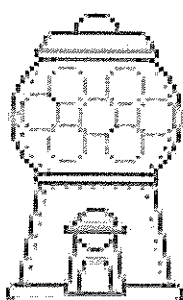
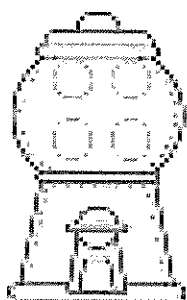
61      58      64      76

Count for me

68 \_\_\_\_\_

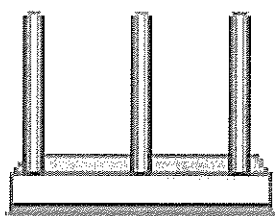
61 \_\_\_\_\_

Write the addition sum



\_\_\_\_\_ + \_\_\_\_\_ = \_\_\_\_\_

Show 32 on the abacus



Tens	Ones

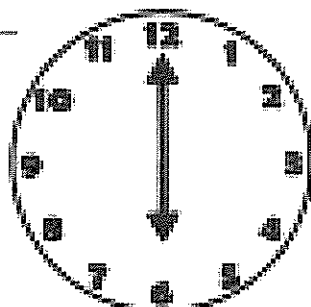
$$63 = 60 + 3 \quad \text{so}$$

$$49 = \underline{\quad} + \underline{\quad}$$

$$78 = \underline{\quad} + \underline{\quad}$$

What time is on the clock?

\_\_\_\_\_ : \_\_\_\_\_



## Tuesday

Order these numbers from smallest to biggest

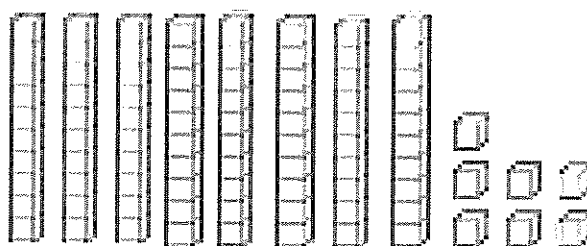
96      83      97      80      88

S						B
---	--	--	--	--	--	---

54      25      65      70      66

S						B
---	--	--	--	--	--	---

How many?



Tens	Ones

Write the number form

\_\_\_\_\_ + \_\_\_\_\_ = \_\_\_\_\_

Solve these number sentences

$$15 + 5 = \underline{\quad}$$

$$18 + 3 = \underline{\quad}$$

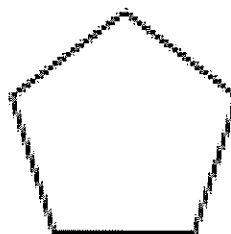
$$12 - 6 = \underline{\quad}$$

$$9 - 7 = \underline{\quad}$$

Fill in the missing numbers

48	49			
	54			57

Name: \_\_\_\_\_



NAME	DATE

# Wednesday

What number is before?

\_\_\_\_\_ 90 \_\_\_\_\_ 87

\_\_\_\_\_ 73 \_\_\_\_\_ 102

What number comes after?

79 \_\_\_\_\_ 99 \_\_\_\_\_

85 \_\_\_\_\_ 43 \_\_\_\_\_

Double these numbers.

$5 + 5 =$  \_\_\_\_\_  $6 + 6 =$  \_\_\_\_\_

$4 + 4 =$  \_\_\_\_\_  $3 + 3 =$  \_\_\_\_\_

Fill in the missing addend.

$4 +$  \_\_\_\_\_  $= 12$       $7 +$  \_\_\_\_\_  $= 11$


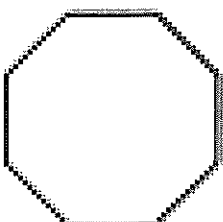
$5 +$  \_\_\_\_\_  $= 13$       $8 +$  \_\_\_\_\_  $= 15$

Order these numbers from the biggest to smallest.

98     39     55     47     41

8						5
---	--	--	--	--	--	---

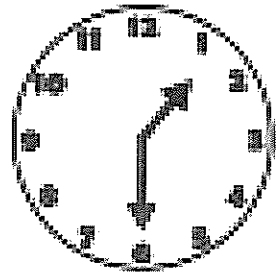
Shade half of each shape. Write half as a fraction.



\_\_\_\_\_

# Thursday

What time is shown on the clock?



\_\_\_\_\_ : \_\_\_\_\_

What day is after Friday?

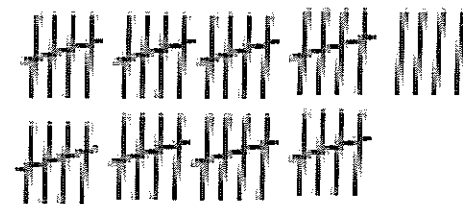
\_\_\_\_\_

Complete these 'friends of 10' sums.

$1 +$  \_\_\_\_\_  $= 10$       $6 +$  \_\_\_\_\_  $= 10$

$7 +$  \_\_\_\_\_  $= 10$       $2 +$  \_\_\_\_\_  $= 10$

How many does the tally show?



\_\_\_\_\_

Count backwards:

91 \_\_\_\_\_

63 \_\_\_\_\_

Write the expanded form for these numbers.

$13 =$  \_\_\_\_\_  $+$  \_\_\_\_\_

$31 =$  \_\_\_\_\_  $+$  \_\_\_\_\_

Write these numbers in standard form.

3 tens + 4 ones = \_\_\_\_\_


6 tens + 1 one = \_\_\_\_\_




Name: \_\_\_\_\_

# Mythical Creatures

## Word Search



WEREWOLF	BIGFOOT	DRAGON
PHOENIX	UNICORN	CHIMERA
CENTAUR	PEGASUS	GRIFFIN
LEPRECHAUN	MEDUSA	MERMAID
CYCLOPS	VAMPIRE	ZOMBIE



# TUESDAY

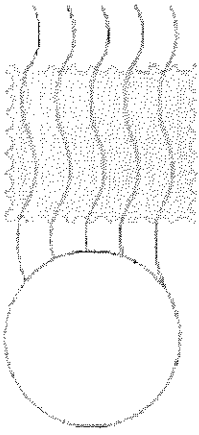


# READING AND WRITING

If you have internet access, please listen to Dragon Post on YouTube.

<https://www.youtube.com/watch?v=ERysQQRILLU>

Write a post card to a family member or friend of your choice.



# MATHS

*Look around your house/backyard and create patterns using different objects. Take a picture and upload it to Seesaw.*







# WELLBEING

## Flying Dragon Craft.

### Materials Needed:

- empty cardboard roll (4-6 inches long)
- paper
- string
- markers
- scissors
- craft glue

### Method.


1. Fold a piece of construction paper in half and draw a wing shape on the paper, with the folded edge being where the wing would meet the dragon's body. Cut out the wing shape so that when you unfold it, you have 2 wings that are connected.
2. Glue the wings to the cardboard tube.
3. Use construction paper to create a tail and a head for the dragon. For our head we cut a piece that looks a bit like an acorn with 2 small horns.



4. Your child may choose to cut a simple circle shape. Or they may get even more creative when making their paper dragon head.
5. Draw on the dragon's face.
6. Glue the tail and head to the cardboard tube.
7. Let the glue dry completely before doing the next part.


## How to Make a Flying Dragon Toy

1. Cut 1.5-2m of string.
2. Fold it in half and loop it over a doorknob so an equal amount hangs on both sides. You could also hang it from a hook or the knob on a cabinet.
3. Thread the loose ends of the yarn through the top of your cardboard dragon so they stick out the bottom.
5. To make the dragon fly, hold the two ends of the yarn, one in each hand, and pull



your hands apart to separate the yarn.

6. As you move your hands apart, the dragon will fly to the top of the yarn. When you bring your hands back together, the dragon will slide back down.



# WEDNESDAY



# READING AND WRITING

If you have internet access, please listen to 'When a Dragon moves in'.

<https://youtu.be/bs7aSNUCKiM>

Describe what a dragon looks like using adjectives. Think about its horns, skin, tail and wings.

---

---

---

---


---

---

---

---

---



# MATHS

## Favorite Ice Cream

8			
7			
6			
5			
4			
3			
2			
1			
	Chocolate	Vanilla	Strawberry

How many people chose vanilla?

.....

What was the most popular flavor?

.....

How many more people chose chocolate than strawberry?

.....




# WELLBEING

Backyard scavenger hunt

What can you find in your backyard?

# THURSDAY



# READING AND WRITING

If you have internet access, please listen to  
'Ellie's Dragon'

<https://storyboxlibrary.com.au/storytellers/frankie-jaiyeola>

Draw or write what you would do if you had a dragon for a day. Complete online or in your work pack.


---

---

---

---

---



# MATH

Name \_\_\_\_\_

Date \_\_\_\_\_

## Chance Outcomes (A)

① Choose **likely** or **unlikely** to describe the chance of each event happening.

a) It will rain on a cloudy day.

b) Milk will go sour in a warm room.



likely
unlikely

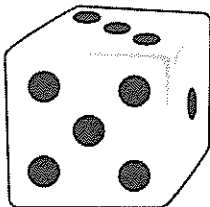


likely
unlikely


② Choose **certain** or **impossible** to describe the chance of each event happening.

a) If you roll a dice, you will roll a number between 7 and 12.

b) If you jump into a pond filled with water, you will get wet.



certain
impossible



certain
impossible

③ Write the correct word from the list below to complete these sentences.

likely, unlikely, impossible, certain

a) It is \_\_\_\_\_ that the sun will set this evening.

b) It is \_\_\_\_\_ that the weather will be warm during summer.

c) It is \_\_\_\_\_ to teach a pig to drive a car.

d) It is \_\_\_\_\_ that you will travel into space during your lifetime.



# WELLBEING

## 'Friendship Movie.'

Create a story board explaining how to be a good friend. Use pictures and labels. You can also provide a written explanation, to accompany the story board.


FRIDAY

It's Friday!



We made it!

C C C C C C C C

c c c c c c c c

The crab was crawling across the beach.

# MATHS

Cut out and sort the following pictures into certain or impossible

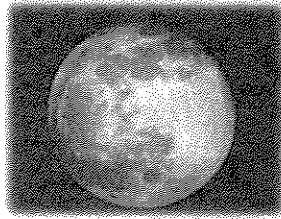
certain

C H A N C E

impossible




*I will eat dinner tonight.*



*I will fly to the moon today.*




*A pig will fly.*



*The sun will rise tomorrow.*



*A crocodile will fly a plane.*



*I will do my schoolwork today.*



# WELLBEING

Directed drawing of a dragon by Whimsy Workshop Teaching

<https://www.youtube.com/watch?v=2PFJqPwsi5w>