


2/3S


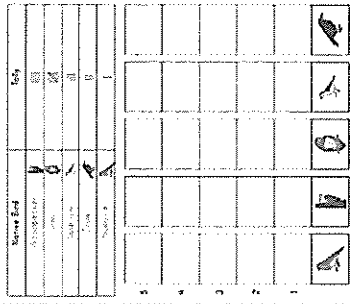


# HOME LEARNING



WEEK 6

Task 1	<u>Monday</u>		<u>Tuesday</u>		<u>Wednesday</u>		<u>Thursday</u>		<u>Friday</u>	
	<u>Spelling</u>	Complete a Word Work grid activity with your spelling words.	<u>Spelling</u>	Complete a Word Work grid activity with your spelling words. (See Monday)	<u>Spelling</u>	Complete a Word Work grid activity with your spelling words. (See Monday)	<u>Spelling</u>	Complete a Word Work grid activity with your spelling words. (See Monday)	<u>Spelling</u>	Complete a Word Work grid activity with your spelling words. (See Monday)
Task 2		Teach your Monster to Read OR Dreamscape		Teach your Monster to Read OR Dreamscape		Teach your Monster to Read OR Dreamscape		Teach your Monster to Read OR Dreamscape		Teach your Monster to Read OR Dreamscape
	<u>Daily Reading</u>		<u>Daily Reading</u>		<u>Daily Reading</u>		<u>Daily Reading</u>		<u>Daily Reading</u>	
	<u>Reading</u>		<u>Reading</u>		<u>Reading</u>		<u>Reading</u>		<u>Reading</u>	
		If you have internet access please listen to "Gary" by Leila Rudge on story box online. <a href="https://storyboxlibrary.com.au/stories/gary">https://storyboxlibrary.com.au/stories/gary</a>  OR  Choose a book from home and share with someone in your house		If you have internet access please listen to "Busy Beaks" by Sarah Allen on story box online. <a href="https://storyboxlibrary.com.au/stories/busy-beaks">https://storyboxlibrary.com.au/stories/busy-beaks</a>  OR  Choose a book from home and share with someone in your house		If you have internet access please listen to "Bird and Bear and the Special Day" by Ann James on story box online. <a href="https://storyboxlibrary.com.au/stories/bird-and-bear-and-the-special-day">https://storyboxlibrary.com.au/stories/bird-and-bear-and-the-special-day</a>  OR  Choose a book from home and share with someone in your house		If you have internet access please listen to "Chip the Lifeguard" by Kylie Howarth on story box online. <a href="https://storyboxlibrary.com.au/stories/chip-the-lifeguard">https://storyboxlibrary.com.au/stories/chip-the-lifeguard</a>  OR  Choose a book from home and share with someone in your house		Listen to a story of your choice on story box online.
Lunch	<b>Make sure you have lunch, relax and enjoy some time outside!</b>									
Task 3	<u>Writing</u>		<u>Writing</u>		<u>Writing</u>		<u>Writing</u>		<u>Writing</u>	
	Students imagine themselves as Gary and write a diary entry to record your		'A robin sits tight on three speckled eggs.' (1:30-1:40) Use this page and its text as a		What did Bear give Bird as a gift? What was special about this gift? - Create a list of		"The gutsy gull was hailed a hero". Write a persuasive text on whether or not you		Complete the Handwriting from your 'Learning from home pack book'.	



Task 4	<p>adventure home from the city. <i>This can be completed in your learning from home pack or on seesaw.</i></p> <p>OR</p> <p>Write a diary entry to record an adventure.</p>	<p>story starter. What might hatch out of those eggs?!</p>  <p><i>This can be completed in your learning from home pack or on seesaw.</i></p>	<p>other gifts you could give a person without having to spend money - Write about a special gift you have received.</p> <p><i>This can be completed in your learning from home pack or on seesaw.</i></p>	<p>consider lifesavers to be heroes.</p> <p><i>This can be completed in your learning from home pack or on seesaw.</i></p>	<p>The letter you are focusing on is the letter "yy"</p>
Task 4	<p><b>Maths</b></p> <p>Choose 1 activity to complete from Seesaw</p> <p>OR</p> <p>Hold your own animal race using a grid, toy animals (e.g. counting bears) and a die.</p> <ul style="list-style-type: none"> <li>- Start the animals on the first row of the grid (starting line)</li> <li>- Roll the die to determine how many spaces the animals move</li> <li>- The first animal to cross the last row on the grid (finish line) is the winner</li> <li>- Record the ordinal position of each animal once each animal has passed the finish line</li> </ul> <p>Daily Maths revision (Monday)</p>	<p><b>Maths</b></p> <p>Choose 1 activity to complete from Seesaw</p> <p>OR</p> <p>Sit outside to spot as many birds as you can in 5 minutes. Keep a tally and make a picture graph to record your findings.</p>  <p>Daily Maths revision (Monday)</p>	<p><b>Maths</b></p> <p>Choose 1 activity to complete from Seesaw</p> <p>OR</p> <ul style="list-style-type: none"> <li>- Model and draw addition and number problems (e.g. <math>2+1=3</math> cakes or two-digit)</li> <li>- Practise skip counting by threes</li> </ul> <p>Daily Maths revision (Monday)</p>	<p><b>Maths</b></p> <p>Take pictures of 2D shapes that you find around your house and backyard. Upload the images to Seesaw, draw and label the shapes you have identified.</p>  <p>Daily Maths revision (Monday)</p>	<p><b>Maths</b></p> <p>Create a picture using 2D shapes either on a piece of paper or on your computer. Upload your picture to Seesaw.</p> 
Recess	<p><b>Make sure you have recess, relax and enjoy some time outside.</b></p>				
Task 5	Health & Wellbeing	Health & Wellbeing	Health & Wellbeing	Health & Wellbeing	Health & Wellbeing

Create your own orienteering course around the back yard, setting 'flight paths', 'way points' and directions.

Draw a map to show how you get from your home to school. Use words to describe the directions

Dance

Create your own short story.  
Draw and write your story.  
Remember you need a book title and the story needs a beginning, middle and an ending.

Directed drawing of a bluebird by Art Hub for Kids.  
<https://www.youtube.com/watch?v=hgKlyhLUW6M>



# MONDAY





## 2/35 Blue Planet Term 3 Week 3 Spelling homework

	Sound focus: au/sl	Monday	Tuesday	Wednesday	Thursday
1.	ball				
2.	small				
3.	walk				
4.	haunt				
5.	sauce				
6.	people				
7.	than				
8.	again				
9.	fair				
10.	fare				
11.	slip				
12.	slide				
13.	slither				
14.	slime				
15.	slow				
16.	August				
17.	launch				
18.	daunting				
19.	autumn				
20.	beanstalk				

	Sound focus: au/sl	Monday	Tuesday	Wednesday	Thursday
1.	August				
2.	launch				
3.	daunting				
4.	autumn				
5.	beanstalk				
6.	among				
7.	special				
8.	include				
9.	fair				
10.	fare				
11.	slip				
12.	slide				
13.	slither				
14.	slime				
15.	slow				
16.	audience				
17.	author				
18.	newsletter				
19.	landslide				
20.	slippery				

R  
E  
A  
D  
I  
N  
G

# AND WRITING


Read the book Gary (you can find this on YouTube). If you don't have the internet or the book, you can pick to read any book you have at home.

Writing: Imagine you are Gary and write a diary entry to record your adventure home from the city.

*Don't forget your capital letters and full stops. To make your writing interesting, use similes, adjectives, adverbs and alliteration.*

This image shows a single sheet of white paper with horizontal ruling lines. The lines are evenly spaced and run across the width of the page. There are no margins, text, or other markings on the paper.





# MATHS

Hold your own animal race using a grid, toy animals (e.g. counting bears) and a die.

- Start the animals on the first row of the grid (starting line)
- Roll the die to determine how many spaces the animals move
- The first animal to cross the last row on the grid (finish line) is the winner
- Record the ordinal position of each animal once each animal has passed the finish line.

You might like to challenge your family to see who will win.

[illegible]

# 5 MINUTE MATHS REVISION

## Monday

Order the biggest number:

27      35      42      39

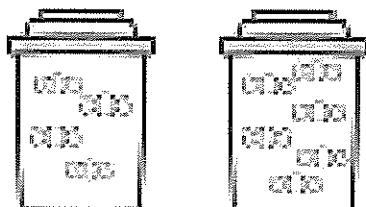
Order the smallest number:

21      12      19      15

Fill in the missing numbers:

	11			14
	16		18	

Write the sum below:



\_\_\_\_\_ + \_\_\_\_\_ = \_\_\_\_\_

What number is before?

\_\_\_\_\_ 50      \_\_\_\_\_ 28

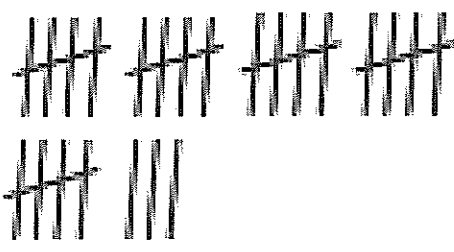
\_\_\_\_\_ 19      \_\_\_\_\_ 32

What number is after?

12 \_\_\_\_\_      63 \_\_\_\_\_

39 \_\_\_\_\_      28 \_\_\_\_\_

How many?



## Tuesday

Order these numbers from smallest to biggest:

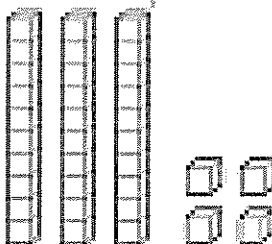
22      15      18      13      20

S						B
---	--	--	--	--	--	---

65      33      78      53      72

S						B
---	--	--	--	--	--	---

How many?



Tens	Ones

Write the expanded form:

\_\_\_\_\_ + \_\_\_\_\_ = \_\_\_\_\_

Fill in the missing numbers:


19			22	
24				28

Complete these sums:

5 + 3 = \_\_\_\_\_      2 + 4 = \_\_\_\_\_

8 + 2 = \_\_\_\_\_      2 + 9 = \_\_\_\_\_

What time is on the clock?



\_\_\_\_\_ : \_\_\_\_\_

# Wednesday

Write today's date:

Solve these addition problems:

$3 + 9 = \underline{\quad}$        $9 + 2 = \underline{\quad}$

$7 + 5 = \underline{\quad}$        $8 + 6 = \underline{\quad}$

Count on from these numbers:

18                                 

27                                 

Order these numbers from biggest to smallest:

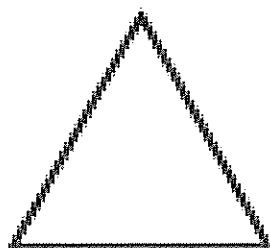

19      39      27      38      41

B						S
---	--	--	--	--	--	---

55      41      58      53      60

B						S
---	--	--	--	--	--	---

Shade half of each shape. Write half as a fraction.



# Thursday

If today is Thursday, tomorrow will be

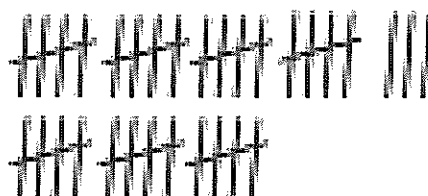
Write tomorrow's date:

Fill in the missing addend on these sums:

$5 + \underline{\quad} = 12$        $8 + \underline{\quad} = 14$

$9 + \underline{\quad} = 15$        $2 + \underline{\quad} = 9$

How many does the tally show?

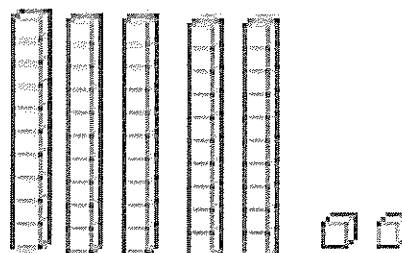


Count back from these numbers:

30                                 

52                                 

How many?



Tens	Ones

Write the expanded form

$\underline{\quad} + \underline{\quad} = \underline{\quad}$



# WELLBEING

Create your own orienteering course around the back yard, setting 'flight paths', 'way points' and directions.

# TUESDAY



# WRITING

## Busy Beaks

'A robin sits tight on three speckled eggs.' (1:30-1:40) Use this page and its text as a story starter. What might hatch out of those eggs?! Don't forget capital letters and full stops.















# MATHS

Sit outside to spot as many birds as you can in 5 minutes. Keep a tally and make a picture graph to record your findings.

Native Bird		Tally
Woodpecker		
Owl		
Sparrow		
Crow		
Bluebird		



Draw a map to show how you get from your home to school.  
Use words to describe the directions

# WEDNESDAY



# READING AND WRITING

If you have internet access please listen to "Bird and Bear and the Special Day" by Ann James on story box online.

<https://storyboxlibrary.com.au/stories/bird-and-bear-and-the-special-day>

What did Bear give Bird as a gift? What was special about this gift? -  
Create a list of other gifts you could give a person without having to spend money - Write about a special gift you have received.

---

---

---

---

---

---

---

---





# MATHS


- Model and draw addition and number problems (e.g.  $2+1=3$  cakes or two-digit). You might like to use cards or dice to help you with numbers to use.
- Practise skip counting by threes

# WELLBEING

Dance

Make up a dance or go onto Just Dance on YouTube and pick a dance to copy.

# THURSDAY



# READING AND WRITING

If you have internet access please listen to "Chip the lifeguard" by Kylie Howarth on story box online.

<https://storyboxlibrary.com.au/stories/chip-the-lifeguard>

"The gutsy gull was hailed a hero". Write a persuasive text on whether or not you consider lifesavers to be heroes.

---

---

---

---

---

---

---

---


---

---

---

---






# MATHS


Take pictures of 2D shapes that you find around your house and backyard. Upload the images to Seesaw, draw and label the shapes you have identified.

If you don't have access to Seesaw, draw and label the shapes you find around your house.









# WELLBEING

Create your own short story. Draw and write your story. Remember you need a book title and the story needs a beginning, middle and an ending.

A large, empty rectangular box with a thin black border, occupying the lower two-thirds of the page. It is intended for a student to draw and write their own short story within it.

# FRIDAY




Y Y Y Y Y Y Y Y Y Y

y y y y y y y y y y

The girl played with her yo-yo.

# MATHS

Create a picture using 2D shapes either on a piece of paper or on your computer. Upload your picture to Seesaw.



# WELLBEING

Directed drawing of a bluebird by Art Hub for Kids.

<https://www.youtube.com/watch?v=hgKlyhLUW6M>

